

CAMPBELL INDEPENDENT SCHOOL DISTRICT
ANNUAL FINANCIAL REPORT
YEAR ENDED AUGUST 31, 2017

RUTHERFORD, TAYLOR & COMPANY, P.C.
Certified Public Accountants
2802 Washington Street
Greenville, Texas 75401
(903) 455-6252

CAMPBELL INDEPENDENT SCHOOL DISTRICT
ANNUAL FINANCIAL REPORT
YEAR ENDED AUGUST 31, 2017

TABLE OF CONTENTS

	<u>Page</u>	<u>Exhibits</u>
INTRODUCTORY SECTION		
Certificate of Board	3	
FINANCIAL SECTION		
<u>Independent Auditor’s Reports:</u>		
Report on Basic Financial Statements	5	
Report on Compliance and Internal Controls (<i>Government Auditing Standards</i>).....	7	
Schedule of Findings and Questioned Costs.....	9	
Management’s Discussion and Analysis (Required Supplementary Information)	12	
<u>Basic Financial Statements:</u>		
Government-wide Financial Statements:		
Statement of Net Position	21	A-1
Statement of Activities	22	B-1
Fund Financial Statements:		
Balance Sheet – Governmental Funds	23	C-1
Reconciliation of the Governmental Funds		
Balance Sheet to the Statement of Net Position.....	24	C-2
Statement of Revenues, Expenditures and Changes in		
Fund Balances of Governmental Funds	25	C-3
Reconciliation of the Statement of Revenues, Expenditures and Changes in		
Fund Balances of Governmental Funds to the Statement of Activities	26	C-4
Statement of Net Position – Proprietary Funds	27	D-1
Statement of Revenues, Expenses and Changes in		
Fund Net Position – Proprietary Funds.....	28	D-2
Statement of Cash Flows – Proprietary Funds	29	D-3
Statement of Fiduciary Net Position – Fiduciary Funds.....	30	E-1
Notes to the Basic Financial Statements	31	F-1
<u>Required Supplementary Information:</u>		
Budgetary Comparison Schedule – General Fund	55	G-1
Schedule of District’s Proportionate Share of the Net Pension Liability	56	G-2
Schedule of District Contributions.....	57	G-3
Notes to Required Supplementary Information.....	58	G-4
<u>Other Supplementary Information:</u>		
Schedule of Delinquent Taxes Receivable	60	J-1
Budgetary Comparison Schedules Required by the Texas Education Agency:		
School Breakfast and National School Lunch Program	61	J-3
Debt Service Fund.....	62	J-4
Schedule of Required Responses to Selected Schools First Indicators	63	J-5


CERTIFICATE OF BOARD

Campbell Independent School District
Name of School District


Hunt
County

116-910
Co.-Dist. Number

We, the undersigned, certify that the attached auditor's report of the above named school district was reviewed and X **approved**/ _____ **disapproved** for the year ended August 31, 2017, at a meeting of the board of school trustees of such school district on January 18, 2018.



Signature of Board Secretary



Signature of Board President

If the auditor's report was checked above as disapproved, the reasons(s) therefore are/are (attach list if necessary):

FINANCIAL SECTION

INDEPENDENT AUDITOR'S REPORT

Members of the Board:

Report on the Financial Statements

We have audited the accompanying financial statements of the governmental activities, each major fund, and the aggregate remaining fund information of the Campbell Independent School District (District), as of and for the year ended August 31, 2017, and the related notes to the financial statements, which collectively comprise the District's basic financial statements as listed in the table of contents.

Management's Responsibility for the Financial Statements

Management is responsible for the preparation and fair presentation of these financial statements in accordance with accounting principles generally accepted in the United States of America; this includes the design, implementation and maintenance of internal control relevant to the preparation and fair presentation of financial statements that are free from material misstatement, whether due to fraud or error.

Auditor's Responsibility

Our responsibility is to express opinions on these financial statements based on our audit. We conducted our audit in accordance with auditing standards generally accepted in the United States of America and the standards applicable to financial audits contained in *Government Auditing Standards*, issued by the Comptroller General of the United States. Those standards require that we plan and perform the audit to obtain reasonable assurance about whether the financial statements are free from material misstatement.

An audit involves performing procedures to obtain audit evidence about the amounts and disclosures in the financial statements. The procedures selected depend on the auditor's judgment, including the assessment of the risks of material misstatement of the financial statements, whether due to fraud or error. In making those risk assessments, the auditor considers internal control relevant to the entity's preparation and fair presentation of the financial statements in order to design audit procedures that are appropriate in the circumstances, but not for the purpose of expressing an opinion on the effectiveness of the entity's internal control. Accordingly, we express no such opinion. An audit also includes evaluating the appropriateness of accounting policies used and the reasonableness of significant accounting estimates made by management, as well as evaluating the overall presentation of the financial statements.

We believe that the audit evidence we have obtained is sufficient and appropriate to provide a basis for our audit opinions.

Opinions

In our opinion, the financial statements referred to above present fairly, in all material respects, the respective financial position of the governmental activities, each major fund, and the aggregate remaining fund information of the Campbell Independent School District as of August 31, 2017, and the respective changes in financial position and, where applicable, cash flows thereof for the year then ended, in accordance with accounting principles generally accepted in the United States of America.

Change in Accounting Principle

As discussed in Note Q to the financial statements, in 2017 the District adopted various accounting pronouncements issued by the Governmental Accounting Standards Board. Our opinions are not modified with respect to this matter.

Other Matters

Required Supplementary Information

Accounting principles generally accepted in the United States of America require that the management's discussion and analysis and budgetary comparison information be presented to supplement the basic financial statements. Such information, although not a part of the basic financial statements, is required by the Governmental Accounting Standards Board, who considers it to be an essential part of financial reporting for placing the basic financial statements in an appropriate operational, economic or historical context. We have applied certain limited procedures to the required supplementary information in accordance with auditing standards generally accepted in the United States of America, which consisted of inquiries of management about the methods of preparing the information and comparing the information for consistency with management's responses to our inquiries, the basic financial statements and other knowledge we obtained during our audit of the basic financial statements. We do not express an opinion or provide any assurance on the information because the limited procedures do not provide us with sufficient evidence to express an opinion or provide any assurance.

Other Information

Our audit was conducted for the purpose of forming opinions on the financial statements that collectively comprise the District's basic financial statements as a whole. The schedules identified in the table of contents as other supplementary information are presented for the purpose of additional analysis, and are not a required part of the basic financial statements.

The other supplementary information schedules are the responsibility of management and were derived from and relate directly to the underlying accounting and other records used to prepare the basic financial statements. Such information has been subjected to the auditing procedures applied in the audit of the basic financial statements and certain additional procedures, including comparing and reconciling such information directly to the underlying accounting and other records used to prepare the basic financial statements or to the basic financial statements themselves, and other additional procedures in accordance with auditing standards generally accepted in the United States of America. In our opinion, the other supplementary information schedules are fairly stated in all material respects in relation to the basic financial statements as a whole.

Other Reporting Required by Government Auditing Standards

In accordance with *Government Auditing Standards*, we have also issued our report dated January 9, 2018, on our consideration of the District's internal control over financial reporting and on our tests of its compliance with certain provisions of laws, regulations, contracts and grant agreements and other matters. The purpose of that report is to describe the scope of our testing of internal control over financial reporting and compliance and the results of that testing, and not to provide an opinion on internal control over financial reporting or on compliance. That report is an integral part of an audit performed in accordance with *Government Auditing Standards* in considering the District's internal control over financial reporting and compliance.

January 9, 2018
Greenville, Texas



INDEPENDENT AUDITOR'S REPORT ON INTERNAL CONTROL OVER FINANCIAL REPORTING AND ON
COMPLIANCE AND OTHER MATTERS BASED ON AN AUDIT OF FINANCIAL STATEMENTS
PERFORMED IN ACCORDANCE WITH *GOVERNMENT AUDITING STANDARDS*

Members of the Board:

We have audited, in accordance with the auditing standards generally accepted in the United States of America and the standards applicable to financial audits contained in *Government Auditing Standards* issued by the Comptroller General of the United States, the financial statements of the governmental activities, each major fund, and the aggregate remaining fund information of the Campbell Independent School District (District), as of and for the year ended August 31, 2017, and the related notes to the financial statements, which collectively comprise the District's basic financial statements, and have issued our report thereon dated January 9, 2018.

Internal Control over Financial Reporting

In planning and performing our audit of the financial statements, we considered the District's internal control over financial reporting (internal control) to determine the audit procedures that are appropriate in the circumstances for the purpose of expressing our opinions on the financial statements, but not for the purpose of expressing an opinion on the effectiveness of the District's internal control. Accordingly, we do not express an opinion on the effectiveness of the District's internal control.

A *deficiency in internal control* exists when the design or operation of a control does not allow management or employees, in the normal course of performing their assigned functions, to prevent, or detect and correct, misstatements on a timely basis. A *material weakness* is a deficiency, or a combination of deficiencies, in internal control, such that there is a reasonable possibility that a material misstatement of the entity's financial statements will not be prevented, or detected and corrected, on a timely basis. A *significant deficiency* is a deficiency, or a combination of deficiencies, in internal control that is less severe than a material weakness, yet important enough to merit attention by those charged with governance.

Our consideration of internal control was for the limited purpose described in the first paragraph of this section and was not designed to identify all deficiencies in internal control that might be material weaknesses or significant deficiencies. Given these limitations, during our audit we did not identify any deficiencies in internal control that we consider to be material weaknesses. However, material weaknesses may exist that have not been identified.

Compliance and Other Matters

As part of obtaining reasonable assurance about whether the District's financial statements are free from material misstatement, we performed tests of its compliance with certain provisions of laws, regulations, contracts and grant agreements, noncompliance with which could have a direct and material effect on the determination of financial statement amounts. However, providing an opinion on compliance with those provisions was not an objective of our audit, and accordingly, we do not express such an opinion. The results of our tests disclosed no instances of noncompliance or other matters that are required to be reported under *Government Auditing Standards*.

Report on Internal Control – Continued

Purpose of this Report

The purpose of this report is solely to describe the scope of our testing of internal control and compliance and the results of that testing, and not to provide an opinion on the effectiveness of the District's internal control or on compliance. This report is an integral part of an audit performed in accordance with *Government Auditing Standards* in considering the District's internal control and compliance. Accordingly, this communication is not suitable for any other purpose.

January 9, 2018
Greenville, Texas

Rutherford, Taylor & Company PC

CAMPBELL INDEPENDENT SCHOOL DISTRICT
SCHEDULE OF FINDINGS AND QUESTIONED COSTS
YEAR ENDED AUGUST 31, 2017

Financial Statement Findings (Section I)

NONE

CAMPBELL INDEPENDENT SCHOOL DISTRICT
SCHEDULE OF FINDINGS AND QUESTIONED COSTS
YEAR ENDED AUGUST 31, 2017

Prior Year Findings (Section II)

NONE

CAMPBELL INDEPENDENT SCHOOL DISTRICT
SCHEDULE OF FINDINGS AND QUESTIONED COSTS
YEAR ENDED AUGUST 31, 2017

Corrective Action Plans (Section III)

NONE

CAMPBELL INDEPENDENT SCHOOL DISTRICT
MANAGEMENT'S DISCUSSION AND ANALYSIS
YEAR ENDED AUGUST 31, 2017

This section of Campbell Independent School District's annual financial report presents our discussion and analysis of the District's financial performance during the year ended August 31, 2017. Please read it in conjunction with the District's basic financial statements, which follow this section.

FINANCIAL HIGHLIGHTS

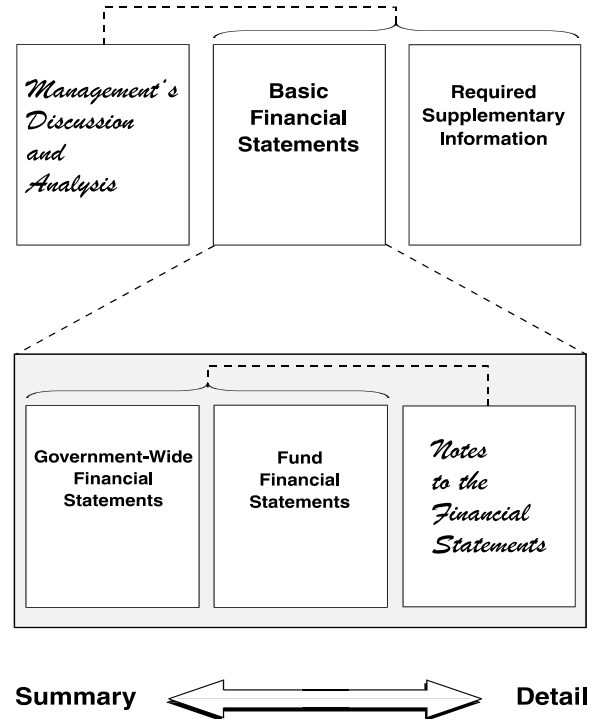
- The District's total combined net position was \$ 5,108,985 at August 31, 2017.
- During the year, the District's expenses were \$ 99,562 less than the \$ 4,011,217 generated in local property taxes and other revenues for governmental activities.
- The total cost of the District's programs decreased approximately 3.26% from last year and no new programs were added this year.
- The General Fund reported a fund balance this year of \$ 2,103,261.
- The District issued no new debt.

OVERVIEW OF THE FINANCIAL STATEMENTS

This annual report consists of three parts—management's discussion and analysis (this section), the basic financial statements, and required supplementary information. The basic financial statements include two kinds of statements that present different views of the District:

- The first two statements are government-wide financial statements that provide both long-term and short-term information about the District's overall financial status.
- The remaining statements are fund financial statements that focus on individual parts of the government, reporting the District's operations in more detail than the government-wide statements.
- The governmental funds statements tell how general government services were financed in the short term as well as what remains for future spending.
- Proprietary fund statements offer short- and long-term financial information about the activities the government operates like businesses, such as a print shop.
- Fiduciary fund statements provide information about the financial relationships in which the District acts solely as a trustee or agent for the benefit of others, to whom the resources in question belong.

Figure A-1, Required Components of the District's Annual Financial Report



The basic financial statements also include notes that explain some of the information in the basic financial statements and provide more detailed data. The statements are followed by a section of required supplementary information that further explains and supports the information in the basic financial statements. Figure A-1 shows how the required parts of this annual report are arranged and related to one another.

CAMPBELL INDEPENDENT SCHOOL DISTRICT
MANAGEMENT'S DISCUSSION AND ANALYSIS
YEAR ENDED AUGUST 31, 2017

Figure A-2. Major Features of the District's Government-wide and Fund Financial Statements

Figure A-2 summarizes the major features of the District's basic financial statements, including the portion of the District government they cover and the types of information they contain. The remainder of this overview section of management's discussion and analysis explains the structure and contents of each of the statements.

<i>Type of Statements</i>	Fund Statements			
	Government-wide	Governmental Funds	Proprietary Funds	Fiduciary Funds
<i>Scope</i>	Entire Agency's government (except fiduciary funds) and the Agency's component units	The activities of the district that are not proprietary or fiduciary	Activities the district operates similar to private businesses; self insurance	Instances in which the district is the trustee or agent for someone else's resources
<i>Required financial statements</i>	<ul style="list-style-type: none"> • Statement of net assets • Statement of activities 	<ul style="list-style-type: none"> • Balance sheet • Statement of revenues, expenditures & changes in fund balances 	<ul style="list-style-type: none"> • Statement of net assets • Statement of revenues, expenses and changes in fund net assets • Statement of cash flows 	<ul style="list-style-type: none"> • Statement of fiduciary net assets • Statement of changes in fiduciary net assets
<i>Accounting basis and measurement focus</i>	Accrual accounting and economic resources focus	Modified accrual accounting and current financial resources focus	Accrual accounting and economic resources focus	Accrual accounting and economic resources focus
<i>Type of asset/liability information</i>	All assets and liabilities, both financial and capital, short-term and long-term	Only assets expected to be used up and liabilities that come due during the year or soon thereafter; no capital assets included	All assets and liabilities, both financial and capital, and short-term and long-term	All assets and liabilities, both short-term and long-term; the Agency's funds do not currently contain capital assets, although they can
<i>Type of inflow/outflow information</i>	All revenues and expenses during year, regardless of when cash is received or paid	Revenues for which cash is received during or soon after the end of the year; expenditures when goods or services have been received and payment is due during the year or soon thereafter	All revenues and expenses during year, regardless of when cash is received or paid	All revenues and expenses during year, regardless of when cash is received or paid

GOVERNMENT-WIDE STATEMENTS

The government-wide statements report information about the District as a whole using accounting methods similar to those used by private-sector companies. The statement of net position includes all of the government's assets and liabilities. All of the current year's revenues and expenses are accounted for in the statement of activities regardless of when cash is received or paid.

The two government-wide statements report the District's net position and how they have changed. Net position—the difference between the District's assets and liabilities—is one way to measure the District's financial health or position.

- Over time, increases or decreases in the District's net position are an indicator of whether its financial health is improving or deteriorating, respectively.
- To assess the overall health of the District, one needs to consider additional nonfinancial factors such as changes in the District's tax base and student population.

The government-wide financial statements of the District include the governmental activities. Most of the District's basic services are included here, such as instruction, extracurricular activities, curriculum and staff development, health services and general administration. Property taxes and grants finance most of these activities.

FUND FINANCIAL STATEMENTS

The fund financial statements provide more detailed information about the District's most significant funds—not the District as a whole. Funds are accounting devices that the District uses to keep track of specific sources of funding and spending for particular purposes.

- Some funds are required by State law and by bond covenants.
- The Board of Trustees establishes other funds to control and manage money for particular purposes or to show that it is properly using certain taxes and grants.

The District has the following kinds of funds:

- Governmental funds—Most of the District's basic services are included in governmental funds, which focus on (1) how cash and other financial assets that can readily be converted to cash flow in and out and (2) the balances left at year-end that are available for spending. Consequently, the governmental fund statements provide a detailed short-term view that helps you determine whether there are more or fewer financial resources that can be spent in the near future to finance the District's programs. Because this information does not encompass the additional long-term focus of the government-wide statements, we provide additional information on the subsequent page that explain the relationship (or differences) between them.

CAMPBELL INDEPENDENT SCHOOL DISTRICT
MANAGEMENT'S DISCUSSION AND ANALYSIS
YEAR ENDED AUGUST 31, 2017

- Proprietary funds—Services for which the District charges customers a fee are generally reported in proprietary funds. Proprietary funds, like the government-wide statements, provide both long-term and short-term financial information. We use internal service funds to report activities that provide supplies and services for the District's other programs and activities.
- Fiduciary funds—The District is the trustee, or fiduciary, for certain funds. The District is responsible for ensuring that the assets reported in these funds are used for their intended purposes. All of the District's fiduciary activities are reported in a separate statement of fiduciary net position. We exclude these activities from the District's government-wide financial statements because the District cannot use these assets to finance its operations.

FINANCIAL ANALYSIS OF THE DISTRICT AS A WHOLE

The District's combined net position was \$ 5,108,985 at August 31, 2017.

Campbell Independent School District's Net Position			Table A-1
	Governmental Activities		Total Percentage Change
	2017	2016	2016-2017
Assets:			
Cash and Investments	\$ 2,271,374	\$ 2,067,811	9.84%
Other Assets	463,838	423,223	9.60%
Capital Assets less Accumulated Depreciation	3,205,208	3,428,316	-6.51%
Total Assets	\$ 5,940,420	\$ 5,919,350	0.36%
Total Deferred Outflows of Resources	\$ 354,273	\$ 355,458	-0.33%
Liabilities:			
Current Liabilities	\$ 167,227	\$ 194,461	-14.00%
Long-term Liabilities	975,320	1,020,063	-4.39%
Total Liabilities	\$ 1,142,547	\$ 1,214,524	-5.93%
Total Deferred Inflows of Resources	\$ 43,161	\$ 50,861	-15.14%
Net Position:			
Net Investment in Capital Assets	\$ 2,978,469	\$ 3,091,790	-3.67%
Restricted	265,418	292,368	-9.22%
Unrestricted	1,865,098	1,625,265	14.76%
Total Net Position	\$ 5,108,985	\$ 5,009,423	1.99%

Approximately \$ 121,318 of the District's restricted net position represents funds collected for debt retirement. These funds are restricted for the retirement of tax supported debt. Unrestricted net position represents resources available to fund the programs of the District next year.

CHANGES IN NET POSITION

The District's total revenues were \$ 4,011,217. 22% of the District's revenue comes from local property taxes (See Table A-2). 75% comes from state aid and federal grants, while only 3% relates to charges for services and other miscellaneous revenues, including investment earnings.

The total cost of all programs and services was \$ 3,911,655. 56% of these costs are for instruction and instructional related services.

The District's tax collection percentage rate (current and delinquent base tax only) was 98.12%. The total tax collection percentage rate (base tax and penalty and interest) was 101.12%.

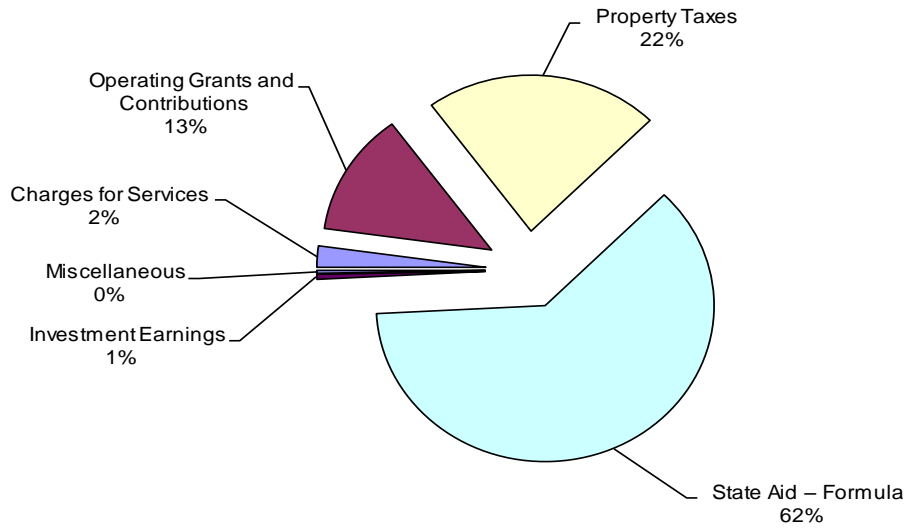
CAMPBELL INDEPENDENT SCHOOL DISTRICT
MANAGEMENT'S DISCUSSION AND ANALYSIS
YEAR ENDED AUGUST 31, 2017

GOVERNMENTAL ACTIVITIES

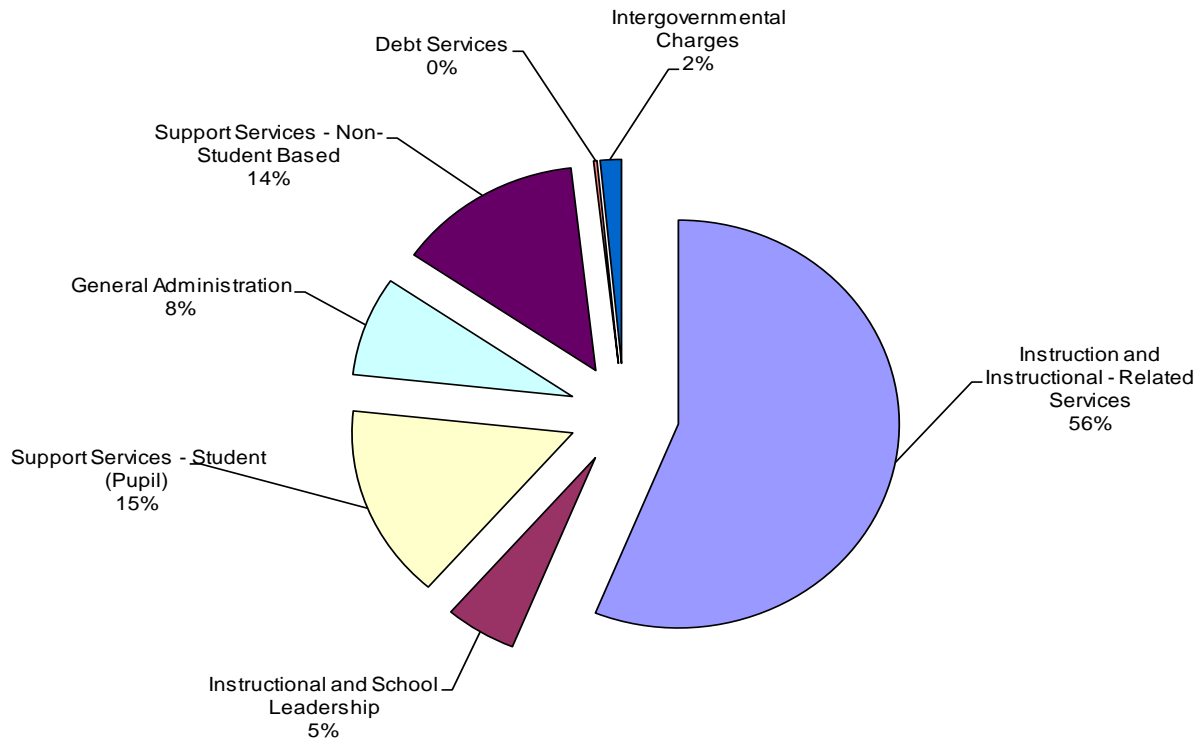
Changes in Campbell Independent School District's Net Position			Table A-2
	Governmental Activities		Total Percentage Change
	2017	2016	2016-2017
Program Revenues:			
Charges for Services	\$ 88,383	\$ 92,550	-4.50%
Operating Grants and Contributions	511,327	530,623	-3.64%
General Revenues:			
Property Taxes	901,885	867,874	3.92%
State Aid – Formula	2,476,777	2,588,736	-4.32%
Investment Earnings	20,795	10,601	96.16%
Miscellaneous	12,050	12,114	-0.53%
Total Revenues	\$ 4,011,217	\$ 4,102,498	-2.23%
Expenses:			
Instruction	\$ 2,089,079	\$ 2,175,172	-3.96%
Instructional Resources and Media Services	55,589	57,996	-4.15%
Curriculum and Staff Development	50,983	65,637	-22.33%
Instructional Leadership	6,107	-	100.00%
School Leadership	198,358	203,677	-2.61%
Guidance, Counseling and Evaluation Services	94,077	51,181	83.81%
Health Services	17,769	22,445	-20.83%
Student (Pupil) Transportation	99,217	66,540	49.11%
Food Services	223,653	223,765	-0.05%
Cocurricular/Extracurricular Activities	166,267	142,502	16.68%
General Administration	308,120	345,212	-10.74%
Plant Maintenance and Operations	357,293	376,879	-5.20%
Security and Monitoring Services	22,592	22,695	-0.45%
Data Processing	152,292	162,362	-6.20%
Debt Service	9,734	14,118	-31.05%
Payments for Shared Service Arrangements	44,238	93,038	-52.45%
Other Governmental Charges	16,287	20,371	-20.05%
Total Expenses	\$ 3,911,655	\$ 4,043,590	-3.26%
Excess (Deficiency) Before Other Resources, Uses and Transfers	\$ 99,562	\$ 58,908	69.01%
Increase (Decrease) in Net Position	\$ 99,562	\$ 58,908	69.01%
Net Position - Beginning (September 1)	5,009,423	4,950,515	1.19%
Net Position - Ending (August 31)	\$ 5,108,985	\$ 5,009,423	1.99%

CAMPBELL INDEPENDENT SCHOOL DISTRICT
 MANAGEMENT'S DISCUSSION AND ANALYSIS
 YEAR ENDED AUGUST 31, 2017

Sources of Revenue for Fiscal Year 2017 - See Table A-2



Functional Expenses for Fiscal Year 2017 - See Table A-2



CAMPBELL INDEPENDENT SCHOOL DISTRICT
MANAGEMENT'S DISCUSSION AND ANALYSIS
YEAR ENDED AUGUST 31, 2017

- Table A-3 presents the cost of selected functions as well as each function's net cost (total cost less fees generated by the activities and intergovernmental aid). The net cost reflects what was funded by state revenues as well as local tax dollars.
- The cost of all governmental activities this year was \$ 3,911,655.
- However, the amount that our taxpayers paid for these activities through local property taxes was only \$ 901,885.
- Some of the cost was paid by those who directly benefited from the programs, \$ 88,383, or
- By grants and contributions, \$ 511,327.

Campbell Independent School District's Net Cost of Selected District Functions						Table A-3
	<u>Total Cost of Services</u>			<u>Net Cost of Services</u>		
	2017	2016	%	2017	2016	%
			Change			Change
Instruction	\$ 2,089,079	\$ 2,175,172	-3.96%	\$ 1,825,181	\$ 1,870,934	-2.45%
School Leadership	198,358	203,677	-2.61%	186,217	193,361	-3.69%
General Administration	308,120	345,212	-10.74%	293,571	332,861	-11.80%
Plant Maintenance and	357,293	376,879	-5.20%	343,318	366,181	-6.24%
Debt Service	9,734	14,118	-31.05%	(7,908)	(5,656)	39.82%

FINANCIAL ANALYSIS OF THE DISTRICT'S FUNDS

Revenues in the governmental funds totaled \$ 3,974,715. This represents a decrease of \$ 35,689 from the prior year revenues of \$ 4,010,404. The change represents a decrease in state sources.

Expenditures in the governmental funds totaled \$ 3,701,235. This represents a decrease of \$ 405,130 from the prior year expenditures of \$ 4,106,365. The change represents a decrease in overall operational costs.

GENERAL FUND BUDGETARY HIGHLIGHTS

Over the course of the year, the District revised its General Fund budget several times. With these adjustments, actual expenditures were \$ 615,498 below final General Fund budget amounts. The most significant positive variance occurred in the instructional category.

Resources available were \$ 247,257 above the final General Fund budgeted amount. The favorable variance was due to higher than expected state aid.

CAMPBELL INDEPENDENT SCHOOL DISTRICT
MANAGEMENT'S DISCUSSION AND ANALYSIS
YEAR ENDED AUGUST 31, 2017

CAPITAL ASSETS AND DEBT ADMINISTRATION

CAPITAL ASSETS

At year end, the District had invested \$ 7,239,933 in a broad range of capital assets, including land, equipment, buildings and vehicles (See Table A-4).

Campbell Independent School District's Capital Assets			Table A-4
	Governmental Activities		Total
	2017	2016	Percentage
			Change
			2016-2017
Land	\$ 213,296	\$ 213,296	0.00%
Buildings and Improvements	6,067,734	6,067,734	0.00%
Equipment	271,481	271,481	0.00%
Vehicles	687,422	687,422	0.00%
Totals at Historical Cost	\$ 7,239,933	\$ 7,239,933	0.00%
Less Accumulated Depreciation	(4,034,725)	(3,811,617)	5.85%
Net Capital Assets	<u>\$ 3,205,208</u>	<u>\$ 3,428,316</u>	-6.51%

Debt

At year end, the District had \$ 226,639 in debt outstanding as shown in Table A-5. More detailed information about the District's debt is presented in the notes to the basic financial statements.

Bond Ratings -
The District's bonds presently carry "AAA" ratings.

Campbell Independent School District's Debt			Table A-5
	Governmental Activities		Total
	2017	2016	Percentage
			Change
			2016-2017
Bonds Payable	\$ 48,198	\$ 101,203	-52.37%
Loans Payable	75,715	99,851	-24.17%
Capital Lease Payable	102,726	135,472	-24.17%
Total Debt Payable	<u>\$ 226,639</u>	<u>\$ 336,526</u>	-32.65%

CAMPBELL INDEPENDENT SCHOOL DISTRICT
MANAGEMENT'S DISCUSSION AND ANALYSIS
YEAR ENDED AUGUST 31, 2017

ECONOMIC FACTORS

The District's property valuation has increased slightly due to housing development in the District. Local property tax rates are restricted by state statute, without local elections, to \$ 1.04 for maintenance and operations. The state funding formula was modified in prior years to provide state funds to replace the lost local property tax revenue. This change in funding and other legislative changes could impact the District's financial operations, including cash flows.

Student population has remained steady in the District. The economic outlook for the area is for student population to remain steady. Housing has begun expanding slightly and could lead to a slight growth in student population. These economic conditions should allow the District to maintain constant funding and staffing levels.

The State has increased funding levels for the 2017-2018 biennium, which will affect the revenue levels of the District. With these increases in funding, the District anticipates monitoring expenditure levels to ensure financial stability remains strong.

A challenge to the State's funding system resulted in the system being held constitutional. Future legislative sessions could produce minor changes to funding for student populations. The legal process ended the challenges by the various interested parties including the State. State funding will continue under the present system until legislative changes occur.

CONTACTING THE DISTRICT'S FINANCIAL MANAGEMENT

This financial report is designed to provide our citizens, taxpayers, customers, and investors and creditors with a general overview of the District's finances and to demonstrate the District's accountability for the money it receives. If you have questions about this report or need additional financial information, contact Crystal Shirley, Business Manager for the District.

BASIC FINANCIAL STATEMENTS

CAMPBELL INDEPENDENT SCHOOL DISTRICT
STATEMENT OF NET POSITION
AUGUST 31, 2017

1

Data Control Codes		Governmental Activities
<u> </u>		<u> </u>
	ASSETS	
1110	Cash and Investments	\$ 2,271,374
1225	Property Taxes Receivable, Net	131,075
1240	Due from Other Governments	322,013
1290	Other Receivables, Net	183
1300	Inventories	10,567
	Capital Assets:	
1510	Land	213,296
1520	Buildings and Improvements, Net	2,753,678
1530	Furniture and Equipment, Net	238,234
1000	Total Assets	<u>\$ 5,940,420</u>
	DEFERRED OUTFLOWS OF RESOURCES	
1705	Deferred Outflows - Pensions	<u>\$ 354,273</u>
1700	Total Deferred Outflows of Resources	<u>\$ 354,273</u>
	LIABILITIES	
2110	Accounts Payable	\$ 39,584
2140	Interest Payable	1,099
2165	Accrued Liabilities	121,416
2300	Unearned Revenue	5,128
	Noncurrent Liabilities:	
2501	Due within one year	106,360
2502	Due in more than one year	120,279
2540	Net Pension Liability	748,681
2000	Total Liabilities	<u>\$ 1,142,547</u>
	DEFERRED INFLOWS OF RESOURCES	
2605	Deferred Inflows - Pensions	<u>\$ 43,161</u>
2600	Total Deferred Inflows of Resources	<u>\$ 43,161</u>
	NET POSITION	
3200	Net Investment in Capital Assets	\$ 2,978,469
	Restricted For:	
3820	Federal and State Programs	17,246
3850	Debt Service	121,318
3890	Other Purposes	126,854
3900	Unrestricted	1,865,098
3000	Total Net Position	<u>\$ 5,108,985</u>

The accompanying notes are an integral part of this statement.

CAMPBELL INDEPENDENT SCHOOL DISTRICT
STATEMENT OF ACTIVITIES
YEAR ENDED AUGUST 31, 2017

Data Control Codes Functions/Programs	1 Expenses	3 Charges for Services	4 Operating Grants and Contributions	Net (Expense) Revenue and Changes in Net Position Governmental Activities
		Program Revenues		
Governmental Activities:				
11 Instruction	\$ 2,089,079	\$ 10,391	\$ 254,063	\$ (1,824,625)
12 Instructional Resources and Media Services	55,589	-	2,347	(53,242)
13 Curriculum and Staff Development	50,983	-	3,183	(47,800)
21 Instructional Leadership	6,107	-	389	(5,718)
23 School Leadership	198,358	-	12,141	(186,217)
31 Guidance, Counseling and Evaluation Services	94,077	-	4,519	(89,558)
33 Health Services	17,769	-	218	(17,551)
34 Student (Pupil) Transportation	99,217	-	2,311	(96,906)
35 Food Services	223,653	45,215	172,385	(6,053)
36 Cocurricular/Extracurricular Activities	166,267	32,777	4,441	(129,049)
41 General Administration	308,120	-	14,549	(293,571)
51 Plant Maintenance and Operations	357,293	-	13,975	(343,318)
52 Security and Monitoring Services	22,592	-	114	(22,478)
53 Data Processing Services	152,292	-	9,050	(143,242)
72 Interest on Long-term Debt	9,434	-	17,642	8,208
73 Debt Issuance Costs and Fees	300	-	-	(300)
93 Payments for Shared Service Arrangements	44,238	-	-	(44,238)
99 Other Intergovernmental Charges	16,287	-	-	(16,287)
TG Total Governmental Activities	<u>\$ 3,911,655</u>	<u>\$ 88,383</u>	<u>\$ 511,327</u>	<u>\$ (3,311,945)</u>
TP Total Primary Government	<u>\$ 3,911,655</u>	<u>\$ 88,383</u>	<u>\$ 511,327</u>	<u>\$ (3,311,945)</u>
General Revenues:				
MT Property Taxes, Levied for General Purpose				\$ 900,790
DT Property Taxes, Levied for Debt Service				1,095
IE Investment Earnings				20,795
GC Grant and Contributions Not Restricted to Specific Programs				2,476,777
MI Miscellaneous				12,050
TR Total General Revenues				<u>\$ 3,411,507</u>
CN Change in Net Position				\$ 99,562
NB Net Position - Beginning (September 1)				<u>5,009,423</u>
NE Net Position - Ending (August 31)				<u>\$ 5,108,985</u>

The accompanying notes are an integral part of this statement.

CAMPBELL INDEPENDENT SCHOOL DISTRICT
BALANCE SHEET - GOVERNMENTAL FUNDS
AUGUST 31, 2017

Data Control Codes	10 General Fund	Other Governmental Funds	98 Total Governmental Funds	
ASSETS				
1110	Cash and Investments	\$ 1,956,327	\$ 241,531	\$ 2,197,858
1225	Property Taxes Receivable, Net	126,554	4,521	131,075
1240	Due from Other Governments	302,222	19,791	322,013
1260	Due from Other Funds	-	30,790	30,790
1290	Other Receivables	-	183	183
1300	Inventories	-	10,567	10,567
1000	Total Assets	\$ 2,385,103	\$ 307,383	\$ 2,692,486
LIABILITIES				
Current Liabilities:				
2110	Accounts Payable	\$ 14,757	\$ 272	\$ 15,029
2160	Accrued Wages Payable	107,956	10,904	118,860
2170	Due to Other Funds	30,790	-	30,790
2200	Accrued Expenses	1,785	771	2,556
2300	Unearned Revenues	-	5,128	5,128
2000	Total Liabilities	\$ 155,288	\$ 17,075	\$ 172,363
DEFERRED INFLOWS OF RESOURCES				
2600	Total Deferred Inflows of Resources	\$ 126,554	\$ 4,521	\$ 131,075
FUND BALANCES				
Nonspendable Fund Balances:				
3410	Inventories	\$ -	\$ 10,567	\$ 10,567
Restricted Fund Balances:				
3450	Federal/State Funds Grant Restrictions	-	6,679	6,679
3480	Retirement of Long-Term Debt	-	67,991	67,991
Committed Fund Balances:				
3545	Other Committed Fund Balances	248,411	200,550	448,961
3600	Unassigned	1,854,850	-	1,854,850
3000	Total Fund Balances	\$ 2,103,261	\$ 285,787	\$ 2,389,048
4000	Total Liabilities, Deferred Inflow of Resources and Fund Balances	\$ 2,385,103	\$ 307,383	\$ 2,692,486

The accompanying notes are an integral part of this statement.

CAMPBELL INDEPENDENT SCHOOL DISTRICT
 RECONCILIATION OF THE BALANCE SHEET (GOVERNMENTAL FUNDS)
 TO THE STATEMENT OF NET POSITION
 AUGUST 31, 2017

Total fund balances - Balance Sheet (governmental funds)	\$	2,389,048
<p>Amounts reported for governmental activities in the statement of net position are different because:</p>		
Capital assets used in governmental activities are not reported in the funds.		3,205,208
Property taxes receivable unavailable to pay for current period expenditures are deferred in the funds.		131,075
The assets and liabilities of internal service funds are included in governmental activities in the SNP.		48,961
Payables for bond principal which are not due in the current period are not reported in the funds.		(48,198)
Payables for capital leases which are not due in the current period are not reported in the funds.		(102,726)
Payables for bond interest which are not due in the current period are not reported in the funds.		(1,099)
Payables for notes which are not due in the current period are not reported in the funds.		(75,715)
Recognition of the District's proportionate share of the net pension liability is not reported in the funds.		(748,681)
Deferred Resource Inflows related to the pension plan are not reported in the funds.		(43,161)
Deferred Resource Outflows related to the pension plan are not reported in the funds.		354,273
		354,273
Net position of governmental activities - Statement of Net Position	\$	5,108,985

The accompanying notes are an integral part of this statement.

CAMPBELL INDEPENDENT SCHOOL DISTRICT
STATEMENT OF REVENUES, EXPENDITURES AND CHANGES
IN FUND BALANCES - GOVERNMENTAL FUNDS
YEAR ENDED AUGUST 31, 2017

Data Control Codes	10 General Fund	Other Governmental Funds	98 Total Governmental Funds
REVENUES			
5700	\$ 936,311	\$ 82,995	\$ 1,019,306
5800	2,623,592	35,115	2,658,707
5900	40,580	256,122	296,702
5020	\$ 3,600,483	\$ 374,232	\$ 3,974,715
EXPENDITURES			
Current:			
0011	\$ 1,813,006	\$ 107,894	\$ 1,920,900
0012	37,672	4,421	42,093
0013	48,506	700	49,206
0021	5,943	-	5,943
0023	188,649	389	189,038
0031	90,993	-	90,993
0033	16,083	-	16,083
0034	70,688	-	70,688
0035	-	218,218	218,218
0036	106,881	20,599	127,480
0041	290,162	-	290,162
0051	341,545	-	341,545
0052	9,163	-	9,163
0053	149,146	-	149,146
0071	56,882	53,005	109,887
0072	5,295	4,570	9,865
0073	-	300	300
0093	44,238	-	44,238
0099	16,287	-	16,287
6030	\$ 3,291,139	\$ 410,096	\$ 3,701,235
1100	\$ 309,344	\$ (35,864)	\$ 273,480
1200	\$ 309,344	\$ (35,864)	\$ 273,480
0100	1,793,917	321,651	2,115,568
3000	\$ 2,103,261	\$ 285,787	\$ 2,389,048

The accompanying notes are an integral part of this statement.

CAMPBELL INDEPENDENT SCHOOL DISTRICT
RECONCILIATION OF THE STATEMENT OF REVENUES, EXPENDITURES
AND CHANGES IN FUND BALANCE OF GOVERNMENTAL FUNDS
TO THE STATEMENT OF ACTIVITIES
YEAR ENDED AUGUST 31, 2017

Net change in fund balances - total governmental funds	\$	273,480
Amounts reported for governmental activities in the statement of activities are different because:		
The depreciation of capital assets not used in governmental activities is not reported in the funds.		(223,108)
Certain property tax revenues are deferred in the funds. This is the change in these amounts this year.		3,808
Revenues in the SOA not providing current financial resources are not reported as revenues in the funds.		32,694
Repayment of bond principal is an expenditure in the funds but is not an expense in the SOA.		53,005
Repayment of capital lease principal is an expenditure in the funds but is not an expense in the SOA.		32,746
Repayment of loan principal is an expenditure in the funds but is not an expense in the SOA.		24,136
(Increase) decrease in accrued interest from beginning of period to end of period.		431
The net revenue (expense) of internal service funds is reported with governmental activities.		(6,307)
Implementing GASB 68 required certain expenditures to be de-expended and recorded as deferred resource outflows.		62,949
Pension contributions made after the measurement date but in current FY were de-expended and reduced NPO.		5,679
The District's share of the unrecognized deferred inflows and outflows for the pension plan was amortized.		836
Pension expense relating to GASB 68 is recorded in the SOA but not in the funds.		(160,787)
		(160,787)
Change in net position of governmental activities - Statement of Activities	\$	99,562

The accompanying notes are an integral part of this statement.

CAMPBELL INDEPENDENT SCHOOL DISTRICT
STATEMENT OF FUND NET POSITION - PROPRIETARY FUNDS
AUGUST 31, 2017

<u>Data Control Codes</u>	<u>Internal Service Fund</u>
 ASSETS	
Current Assets:	
1110 Cash and Investments	\$ <u>73,516</u>
Total Current Assets	\$ <u>73,516</u>
 LIABILITIES	
Current Liabilities:	
2110 Accounts Payable	\$ <u>24,555</u>
Total Current Liabilities	\$ <u>24,555</u>
2000 Total Liabilities	\$ <u>24,555</u>
 NET POSITION	
3900 Unrestricted Net Position	\$ <u>48,961</u>
3000 Total Net Position	\$ <u><u>48,961</u></u>

The accompanying notes are an integral part of this statement.

CAMPBELL INDEPENDENT SCHOOL DISTRICT
STATEMENT OF REVENUES, EXPENSES AND CHANGES
IN FUND NET POSITION - PROPRIETARY FUNDS
YEAR ENDED AUGUST 31, 2017

<u>Data Control Codes</u>	<u>Internal Service Fund</u>
OPERATING REVENUES	
5700 Local and Intermediate Sources	\$ <u>525</u>
5020 Total Operating Revenues	\$ <u>525</u>
OPERATING EXPENSES	
6400 Other Operating Costs	\$ <u>6,832</u>
6030 Total Operating Expenses	\$ <u>6,832</u>
1300 Change in Net Position	\$ (6,307)
0100 Total Net Position - Beginning (September 1)	<u>55,268</u>
3000 Total Net Position - Ending (August 31)	\$ <u><u>48,961</u></u>

The accompanying notes are an integral part of this statement.

CAMPBELL INDEPENDENT SCHOOL DISTRICT
STATEMENT OF CASH FLOWS - PROPRIETARY FUNDS
YEAR ENDED AUGUST 31, 2017

	Internal Service Fund
Cash Flows from Operating Activities	
Earnings from Investments	\$ 467
Other Revenue	58
Cash Payments for Claims	(3,963)
Cash Payments for Reinsurance and Administration	(8,118)
	(11,556)
Net Cash Provided by (Used for) Operating Activities	\$ (11,556)
Cash Flows from Capital and Other Related Financing Activities	
NONE	
Cash Flows for Noncapital Financing Activities	
NONE	
Cash Flows from Investing Activities	
NONE	
Net Increase (Decrease) in Cash and Investments	\$ (11,556)
Cash and Investments - Beginning (September 1)	85,072
Cash and Investments - Ending (August 31)	\$ 73,516
Reconciliation of Operating Income to Net Cash Provided by Operating Activities	
Operating Income (Loss)	\$ (6,307)
Adjustments to Reconcile Operating Income to Net Cash Provided by Operating Activities:	
Increase (Decrease) in Claims Liability	(5,249)
Net Cash Provided by (Used for) Operating Activities	\$ (11,556)

The accompanying notes are an integral part of this statement.

CAMPBELL INDEPENDENT SCHOOL DISTRICT
 STATEMENT OF FIDUCIARY NET POSITION - FIDUCIARY FUNDS
 YEAR ENDED AUGUST 31, 2017

Data Control Codes	Agency Fund
	Student Activity
ASSETS	
1110 Cash and Investments	\$ 4,270
1000 Total Assets	\$ 4,270
LIABILITIES	
Current Liabilities:	
2190 Due to Student Groups	\$ 4,270
2000 Total Liabilities	\$ 4,270
NET POSITION	
3800 Held in Trust	\$ -
3000 Total Net Position	\$ -

The accompanying notes are an integral part of this statement.

CAMPBELL INDEPENDENT SCHOOL DISTRICT
NOTES TO THE FINANCIAL STATEMENTS
YEAR ENDED AUGUST 31, 2017

A. Summary of Significant Accounting Policies

The basic financial statements of the Campbell Independent School District (District) have been prepared in conformity with accounting principles generally accepted in the United States of America (GAAP) applicable to governmental units in conjunction with the Texas Education Agency's *Financial Accountability System Resource Guide (Guide)*. The Governmental Accounting Standards Board (GASB) is the accepted standard setting body for establishing governmental accounting and financial reporting principles.

1. Reporting Entity

The Board of School Trustees (Board), a seven member group, has governance responsibilities over all activities related to public elementary and secondary education within the jurisdiction of the District. The Board is elected by the public and as a body corporate has the exclusive power and duty to govern and oversee the management of the public schools of the District. All powers and duties not specifically delegated by statute to the Texas Education Agency (Agency) or to the State Board of Education are reserved for the Board, and the Agency may not substitute its judgment for the lawful exercise of those powers and duties by the Board. The District is not included in any other governmental "reporting entity" as defined by GASB in its Statement No. 14, "The Financial Reporting Entity." There are no component units included within the reporting entity.

The District receives funding from local, state and federal government sources and must comply with the requirements of these funding source entities.

2. Basis of Presentation – Basis of Accounting

a. Basis of Presentation

Government-wide Statements – The statement of net position (SNP) and the statement of activities include the financial activities of the overall government, except for fiduciary activities. Eliminations have been made to minimize the double-counting of internal activities. Governmental activities generally are financed through taxes, intergovernmental revenues and other nonexchange transactions.

The statement of activities (SOA) presents a comparison between direct expenses and program revenues for each function of the District's governmental activities. Direct expenses are those that are specifically associated with a program or function and, therefore, are clearly identifiable to a particular function. The District does not allocate indirect expenses in the statement of activities. Program revenues include (a) fees, fines and charges paid by the recipients of goods or services offered by the programs and (b) grants and contributions that are restricted to meeting the operational or capital requirements of a particular program. Revenues that are not classified as program revenues, including all taxes, are presented as general revenues.

Fund Financial Statements – The fund financial statements provide information about the District's funds, with separate statements presented for each fund category. The emphasis of fund financial statements is on major governmental funds, each displayed in a separate column. All remaining governmental funds are aggregated and reported as nonmajor funds.

Proprietary fund operating revenues, such as charges for services, result from exchange transactions associated with the principal activity of the fund. Exchange transactions are those in which each party receives and gives up essentially equal values. Nonoperating revenues, such as subsidies and investment earnings, result from nonexchange transactions or ancillary activities.

CAMPBELL INDEPENDENT SCHOOL DISTRICT
NOTES TO THE FINANCIAL STATEMENTS
YEAR ENDED AUGUST 31, 2017

A. Summary of Significant Accounting Policies (Continued)

The District reports the following major governmental funds:

General Fund – This is the District’s primary operating fund. It accounts for all financial resources of the District except those required to be accounted for in another fund.

In addition, the District reports the following fund types:

Special Revenue Funds – The District accounts for resources restricted to or designated for specific purposes by the District or a grantor in a special revenue fund. Most Federal and some State financial assistance is accounted for in a special revenue fund and sometimes unused balances must be returned to the grantor at the close of specified project periods. The Board can commit specific types of resources to specific purposes which are included as special revenue funds.

Debt Service Fund – This fund is used to account for the accumulation of resources for, and the payment of, general long-term debt principal, interest and related costs.

Capital Projects Fund – This fund is used to account for proceeds of long-term debt financing and revenues and expenditures related to authorized construction and other capital asset acquisitions. The fund also contains local funds transferred for capital acquisition and construction as well as debt retirement related to capital acquisition and construction.

Internal Service Funds – These funds are used to account for revenues and expenses related to services provided to parties inside the District. These funds facilitate distribution of support costs to the users of support services on a cost-reimbursement basis. Because the principal users of the internal services are the District’s governmental activities, this fund type is included in the “Governmental Activities” column of the government-wide financial statements.

Agency Funds – These funds are reported in the fiduciary fund financial statements. These funds are used to report student activity funds and other resources held in a purely custodial capacity (asset equal liabilities). Agency funds typically involve only the receipt, temporary investment, and remittance of fiduciary resources to individuals, private organizations, or other governments.

b. Measurement Focus – Basis of Accounting

Government-wide, Proprietary and Fiduciary Fund Financial Statements – These financial statements are reported using the economic resources measurement focus. The government-wide and proprietary fund financial statements are reported using the accrual basis of accounting. Revenues are recorded when earned and expenses are recorded at the time liabilities are incurred, regardless of when the related cash flows take place.

Nonexchange transactions, in which the District gives (or receives) value without directly receiving (or giving) equal value in exchange, include property taxes, grants, entitlements, and donations. On an accrual basis, revenue from property taxes is recognized in the fiscal year for which the taxes are levied. Revenue from grants, entitlements, and donations is recognized in the fiscal year in which all eligibility requirements have been satisfied.

Governmental Fund Financial Statements – Governmental funds are reported using the current financial resources measurement focus and the modified accrual basis of accounting. Under this method, revenues are recognized when measurable and available.

CAMPBELL INDEPENDENT SCHOOL DISTRICT
NOTES TO THE FINANCIAL STATEMENTS
YEAR ENDED AUGUST 31, 2017

A. Summary of Significant Accounting Policies (Continued)

The District considers all revenues reported in the governmental funds to be available if the revenues are collected within sixty days after year-end. Revenues from local sources consist primarily of property taxes. Property tax revenues and revenues received from the State are recognized under the susceptible-to-accrual concept. Miscellaneous revenues are recorded as revenue when received in cash because they are generally not measurable until actually received. Investment earnings are recorded as earned, since they are both measurable and available. Expenditures are recorded when the related fund liability is incurred, except for principal and interest on long-term debt, which are recognized as expenditures to the extent they have matured. Capital asset acquisitions are reported as expenditures in governmental funds. Proceeds of long-term debt and acquisitions under capital lease are reported as other financing sources.

When the District incurs an expenditure or expense for which both restricted and unrestricted resources may be used, it is the District's policy to use restricted resources first, then unrestricted resources.

Under GASB Statement No. 20, "Accounting and Financial Reporting for Proprietary Funds and Other Governmental Entities That Use Proprietary Fund accounting," all proprietary funds will continue to follow Financial Accounting Standards Board (FASB) standards issued on or before November 30, 1989. However, from that date forward, proprietary funds will have the option of either 1) choosing not to apply future FASB standards (including amendments of earlier pronouncements), or 2) continuing to follow new FASB pronouncements unless they conflict with GASB guidance. The District has chosen not to apply future FASB Standards.

3. Budgetary Data

The official budget was prepared for adoption for the general, food service and debt service funds. The following procedures are followed in establishing the budgetary data reflected in the basic financial statements:

- a. Prior to August 20 of the preceding fiscal year, the District prepares a budget for the next succeeding fiscal year beginning September 1.
- b. A meeting of the Board is called for the purpose of adopting the proposed budget with public notice given at least 10 days prior to the meeting.
- c. Prior to the expenditure of funds, the budget is adopted by the Board.

After adoption, the budget may be amended through action by the Board. Budget amendments are approved at the functional expenditure level. All amendments are before the fact and reflected in the official minutes of the Board. Budgets are controlled at the function level by personnel responsible for organizational financial reporting. All budget appropriations lapse at the year end. Budget amendments throughout the year were not significant.

4. Encumbrance Accounting

Encumbrances for goods or purchased services are documented by purchase orders or contracts. Under Texas law, appropriations lapse at August 31, and encumbrances outstanding at that time are to be either canceled or appropriately provided for in the subsequent year's budget. End-of-year outstanding encumbrances that were provided for in the subsequent year's budget are:

General Fund	\$	-0-
Special Revenue Fund		-0-
Debt Service Fund		<u>-0-</u>
Total	\$	<u><u>-0-</u></u>

CAMPBELL INDEPENDENT SCHOOL DISTRICT
NOTES TO THE FINANCIAL STATEMENTS
YEAR ENDED AUGUST 31, 2017

A. Summary of Significant Accounting Policies (Continued)

5. Financial Statement Amounts

Cash and Investments

The District pools cash resources of its various funds in order to facilitate the management of cash. Cash applicable to a particular fund is readily identifiable. The balance in the pooled accounts is available to meet current operating requirements. Cash in excess of current requirements is invested in various interest-bearing securities and disclosed as a part of the District's cash and temporary investments.

For the purpose of the statement of cash flows, highly liquid investments are considered to be cash equivalents if they have a maturity of three months or less when purchased.

Fund Equity

Governmental funds utilize a fund balance presentation for equity. Fund balance is categorized as nonspendable, restricted, committed, assigned or unassigned.

Nonspendable fund balance – represents amounts that cannot be spent because they are either not in spendable form (such as inventory or prepaids) or legally required to remain intact (such as notes receivable or principal of a permanent fund).

Restricted fund balance – represents amounts with external constraints placed on the use of these resources (such as debt covenants, grantors, other governments, etc.) or imposed by enabling legislation. Restrictions may be changed or lifted only with the consent of resource providers.

Committed fund balance – represents amounts that can only be used for specific purposes imposed by a formal action of the District's highest level of decision-making authority, the Board. Committed resources cannot be used for any other purpose unless the Board removes or changes the specific use by taking the same formal action that imposed the constraint originally.

Assigned fund balance – represents amounts the District intends to use for specific purposes as expressed by the Board or an official delegated the authority. The Board has delegated the authority to assign fund balances to the Superintendent.

Unassigned fund balance – represents the residual classification for the general fund or deficit balances in other funds.

In circumstances where an expenditure is to be made for a purpose for which amounts are available in multiple fund balance classifications, the order in which resources will be expended is as follows: restricted fund balance, followed by committed fund balance, assigned fund balance, and lastly, unassigned fund balance.

The following schedule provides information about the specific fund balance classification by fund:

	General	Other Governmental	Total
NonSpendable			
Inventories	\$ -	\$ 10,567	\$ 10,567
Restricted			
Child Nutrition Program	-	6,679	6,679
Retirement of Long Term Debt	-	67,991	67,991
Committed			
Campus Activities	-	24,786	24,786
Other Committed	248,411	-	248,411
Capital Projects	-	126,853	126,853
Future Budget Deficit	-	48,911	48,911
Unassigned	1,854,850	-	1,854,850
Totals	<u>\$ 2,103,261</u>	<u>\$ 285,787</u>	<u>\$ 2,389,048</u>

CAMPBELL INDEPENDENT SCHOOL DISTRICT
NOTES TO THE FINANCIAL STATEMENTS
YEAR ENDED AUGUST 31, 2017

A. Summary of Significant Accounting Policies (Continued)

Inventories

The purchase method is used to account for inventories of school supplies, athletic equipment and food products. Under this method supplies and materials are debited as expenditures when purchased.

Capital Assets

Purchased or constructed capital assets are reported at cost or estimated historical cost. Donated capital assets are recorded at their estimated fair value at the date of the donation. The cost of normal maintenance and repairs that do not add to the value of the asset or materially extend assets' lives are not capitalized. A capitalization threshold of \$ 5,000 is used.

Capital assets are being depreciated using the straight-line method over the following estimated useful lives:

<u>Asset Class</u>	<u>Estimated Useful Lives</u>
Buildings and Improvements	15-50
Vehicles	5-10
Other Equipment	3-15

6. Receivable and Payable Balances

The District believes that sufficient detail of receivable and payable balances is provided in the financial statements to avoid the obscuring of significant components by aggregation. Therefore, no disclosure is provided which disaggregates those balances.

There are no significant receivables which are not scheduled for collection within one year of year end.

7. Interfund Activities

Interfund activity results from loans, service provided, reimbursements or transfers between funds. Loans are reported as interfund receivables and payables as appropriate and are subject to elimination upon consolidation. Services provided, deemed to be at market or near market rates, are treated as revenues and expenditures or expenses. Reimbursements occur when one fund incurs a cost, charges the appropriate benefiting fund and reduces its related cost as a reimbursement. All other interfund transactions are treated as transfers. Transfers In and Transfers Out are netted and presented as a single "Transfer" line on the government-wide statement of activities. Similarly, interfund receivables and payables are netted and presented as a single "Internal Balances" line of the government-wide statement of net position.

8. Vacation, Sick Leave and Other Compensated Absences

District employees are entitled to certain compensated absences based on their length of employment. Sick leave accrues at various rates established by the State and adopted by the Board of Trustees. Sick leave does not vest, but accumulates and is recorded as an expenditure as it is paid.

CAMPBELL INDEPENDENT SCHOOL DISTRICT
NOTES TO THE FINANCIAL STATEMENTS
YEAR ENDED AUGUST 31, 2017

A. Summary of Significant Accounting Policies (Continued)

9. Pensions

The fiduciary net position of the Teacher Retirement System of Texas (TRS) has been determined using the flow of economic resources measurement focus and full accrual basis of accounting. For purposes of measuring the net pension liability, deferred outflows of resources and deferred inflows of resources related to pensions, and pension expense, information about the fiduciary net position of the Teacher Retirement System of Texas (TRS) and additions to/deductions from TRS's fiduciary net position have been determined on the same basis as they are reported by TRS. For this purpose, benefit payments (including refunds of employee contributions) are recognized when due and payable in accordance with the benefit terms. Investments are reported at fair value.

10. Deferred Outflows and Inflows of Resources

The District implemented GASB Statement Number 68, *Accounting and Financial Reporting for Pensions*. In addition to assets and liabilities, the government-wide Statement of Net Position and governmental fund Balance Sheet report separate sections for deferred outflows and deferred inflows of resources. Deferred outflows of resources represent a consumption of net position/fund balance that applies to a future period and will not be recognized as an outflow of resources (expense/expenditure) until then. Deferred inflows of resources represent the acquisition of net position/fund balance that applies to a future period and will not be recognized as an inflow of resources (revenue) until that time. The District reports certain deferred inflows and outflows related to pensions on the government-wide Statement of Net Position. At the governmental fund level, earned but unavailable revenue is reported as a deferred inflow of resources. To the extent practical, this change in accounting principle is required to be reported as an adjustment to prior periods.

The District also implemented GASB Statement Number 71, *Pension Transition for Contributions Made Subsequent to the Measurement Date*, which amends the transition provisions of GASB 68. GASB 71 requires that, at transition, governments recognize a beginning deferred outflow of resources for pension contributions made subsequent to the measurement date of the beginning Net Pension Liability. Implementation is reflected in the financial statements and the prior period adjustment.

11. Use of Estimates

The preparation of financial statements in conformity with GAAP requires the use of management's estimates and assumptions that affect certain reported amounts and disclosures. Accordingly, actual results could vary from these estimates.

12. Data Control Codes

Data control codes refer to the account code structure prescribed by the Agency in the *Guide*. The Agency requires the District to display these codes in its financial statements filed with the Agency in order to ensure accuracy in building a statewide database for policy development and funding plans.

13. Accounting System

In accordance with Texas Education Code, Chapter 44, Subchapter A, the District adopted and implemented an accounting system which at least meets the minimum requirements prescribed by the State Board of Education and approved by the State Auditor. The District's accounting system uses codes and the code structure presented in the accounting code section of the *Guide*. Mandatory codes are utilized in the form provided in that section.

CAMPBELL INDEPENDENT SCHOOL DISTRICT
NOTES TO THE FINANCIAL STATEMENTS
YEAR ENDED AUGUST 31, 2017

B. Deposits, Securities and Investments

The District's funds are deposited and invested under the terms of a depository contract. The contract requires the depository to pledge approved securities in an amount significant to protect the District's day-to-day balances. The pledge is waived only to the extent of the dollar amount of Federal Deposit Insurance Corporation (FDIC) insurance. At year end, District cash deposits appear to have been properly covered by FDIC insurance or by pledged collateral held by the District's agent bank in the name of the District. Throughout the year it appears the deposits were completely covered by securities or other pledged collateral.

The District's investment policies and types of investments are governed by the Public Funds Investment Act. The Act requires specific training, reporting and establishment of local policies. The District appears to have been in substantial compliance with the requirements of the Act.

State statutes and local policy authorize the District to invest in the following types of investment goods:

- a. obligations of the U.S. or its agencies or instrumentalities,
- b. obligations of the State of Texas or its agencies,
- c. obligations guaranteed by the U.S. or State of Texas or their agencies or instrumentalities,
- d. obligations of other states, agencies or political subdivisions having a national investment rating of "A" or greater,
- e. guaranteed or secured certificates of deposit issued by a bank domiciled in the State of Texas, or
- f. fully collateralized repurchase agreements.

District investments include investments in TexPool, TexSTAR and the Lone Star Investment Pool which are all external investment pools. All TexPool, TexSTAR and Lone Star investments are reported at share price (fair value) and are presented as cash and investments. Statues also allow the District to invest in Certificates of Deposits. All investments owned at fiscal year-end are held by the District or its agent in the District's name.

Texas Local Government Investment Pool (TexPool) has been organized in conformity with the Interlocal Cooperation Act, Chapter 791 of the Texas Government Code, and the Public Funds Investment Act, Chapter 2256 of the Texas Government Code. These two acts provide for the creation of public funds investment pools and permit eligible governmental entities to jointly invest their funds in authorized investments.

The Comptroller of Public Accounts (Comptroller) is the sole officer, director and shareholder of the Texas Treasury Safekeeping Trust Company, (Trust Company), which is authorized to operate TexPool. Pursuant to the TexPool Participation Agreement, administrative and investment services to TexPool are provided by Federated Investors, Inc. (Federated), under an agreement with the Comptroller, acting on behalf of the Trust Company.

The Comptroller maintains oversight of the services provided to TexPool by Federated. In addition, the TexPool Advisory Board advises on TexPool's Investment Policy and approves any fee increases. As required by the Public Funds Investment Act, the Advisory Board is composed equally of participants in TexPool and other persons who do not have a business relationship with TexPool who are qualified to advise TexPool.

TexPool and other persons who do not have a business relationship with TexPool who are qualified to advise TexPool.

The fund is rated AAAM by Standard & Poor's rating agency. This rating is the highest principal stability fund rating assigned by Standard & Poor's. This rating as well as the operational policies and procedures allow the fund to comply with the requirements of the Public Funds Investment Act.

CAMPBELL INDEPENDENT SCHOOL DISTRICT
NOTES TO THE FINANCIAL STATEMENTS
YEAR ENDED AUGUST 31, 2017

B. Deposits, Securities and Investments (Continued)

Texas Short Term Asset Reserve Program (TexSTAR) has been organized in conformity with the Interlocal Cooperation Act, Chapter 791 of the Texas Government Code, and the Public Funds Investment Act, Chapter 2256 of the Texas Government Code. These two acts provide for the creation of public funds investment pools (including TexSTAR) and authorize eligible governmental entities (Participants) to invest their public funds and funds under their control through the investment pools.

J. P. Morgan Investment Management, Inc. (JPMIM) and First Southwest Asset Management, Inc. (FSAM) serve as co-administrators for TexSTAR under an agreement with the TexSTAR board of directors (Board). JPMIM provides investment services, and FSAM provides participant services and marketing. Custodial, transfer agency, fund accounting and depository services are provided by JPMorgan Chase Bank and/or its subsidiary J.P. Morgan Investor Services Co.

The Board may establish separate Funds within TexSTAR from time to time. Participants choose the Funds in which their deposits are invested. Participants' assets in the Funds are represented by units of beneficial interest (units). The Board may issue an unlimited number of units in each Fund.

TexSTAR is rated AAAM by Standard & Poor's rating agency. This rating and the fund's operational settings allow the fund to comply with the requirement of the Public Funds Investment Act.

The *Lone Star Investment Pool* is an investment pool available to governmental entities. The pool was established under the guidance of the Texas Public Funds Investment Act. A board of directors made up of members of the pool is responsible for the overall operation of the pool. The Board has employed various third party organizations to assist in the operations. These third parties are as follows: American Beacon Advisors and BNY Mellon Cash Investment Strategies – Investment Managers, RBC Wealth Management – Investment Consultant, Bank of New York Mellon – Custodian, First Public – Administration. In combination with these third party organizations, the pool has received a AAAM rating from Standard and Poor's. This rating allows the pool to meet the standards required by the Texas Public Funds Investment Act.

The following lists the District's investments at year end:

	<u>Credit Rating</u>	<u>Fair Value</u>
TexPool	AAAM	\$ 142,452
TexSTAR	AAAM	678,562
Lone Star Investment Pool	AAAM	9,301
Certificate of Deposits	N/A	<u>813,496</u>
Total		<u>\$ 1,643,811</u>

In addition, the following is disclosed regarding coverage of combined cash balances on the date of highest balance:

- a. Name of bank: Alliance Bank, Sulphur Springs, Texas.
- b. Amount of bond and/or security pledged as of the date of the highest combined balance on deposit was \$ 914,728.
- c. Largest cash, savings and time deposit combined account balances amounted to \$ 706,912, and occurred during the month of August 2017.
- d. Total amount of FDIC coverage at the time of the highest combined balance was \$ 272,251.

CAMPBELL INDEPENDENT SCHOOL DISTRICT
NOTES TO THE FINANCIAL STATEMENTS
YEAR ENDED AUGUST 31, 2017

B. Deposits, Securities and Investments (Continued)

GASB Statement No. 40 requires a determination as to whether the District was exposed to the following specific investment risks at year end and if so, the reporting of certain related disclosures:

a. Credit Risk

Credit risk is the risk that an issuer or other counterparty to an investment will not fulfill its obligations. The ratings of securities by nationally recognized agencies are designed to give an indication of credit risk. At year end, the District was not significantly exposed to credit risk.

b. Custodial Credit Risk

Deposits are exposed to custodial credit risk if they are not covered by depository insurance and the deposits are uncollateralized, collateralized with securities held by the pledging financial institution, or collateralized with securities held by the pledging financial institution's trust department or agent but not in the District's name.

Investment securities are exposed to custodial risk if the securities are uninsured, are not registered in the name of the government, and are held by either the counterparty or the counterparty's trust department or agent but not in the District's name. At year end, the District was not exposed to custodial credit risk.

c. Concentration of Credit Risk

This risk is the risk of loss attributed to the magnitude of a government's investment in a single issuer. At year end, the District was not exposed to concentration of credit risk.

d. Interest Rate Risk

This is the risk that changes in interest rates will adversely affect the fair value of an investment. At year end, the District was not exposed to interest rate risk.

e. Foreign Currency Risk

This is the risk that exchange rates will adversely affect the fair value of an investment. At year end, the District was not exposed to foreign currency risk.

C. Property Taxes

Property taxes are levied by October 1, in conformity with Subtitle E, Texas Property Tax Code. Taxes are due on receipt of the tax bill and are delinquent if not paid before February 1 of the year following the October 1 levy date. On January 1 of each year, a tax lien attaches to property to secure the payment of all taxes, penalties and interest ultimately imposed. Property tax revenues are considered available when collected within the current period, or expected to be collected soon enough thereafter to be used to pay liabilities of the current period.

Property taxes are prorated between maintenance and debt service based on rates adopted for the year of the levy. Allowances for uncollectibles within the General and Debt Service Funds are based upon historical experience in collecting property taxes. Section 33.05, Property Tax Code, requires the tax collector for the District to cancel and remove from the delinquent tax rolls a tax on real property that has been delinquent for more than 20 years or a tax on personal property that has been delinquent for more than 10 years. Delinquent taxes meeting this criteria may not be canceled if litigation concerning these taxes is pending.

CAMPBELL INDEPENDENT SCHOOL DISTRICT
NOTES TO THE FINANCIAL STATEMENTS
YEAR ENDED AUGUST 31, 2017

C. Property Taxes (Continued)

The District levied taxes on property within the District at \$ 1.04 to fund general operations. The rates were levied on property assessed totaling \$ 85,394,038.

D. Capital Assets

Capital asset activities during the year were as follows:

	Beginning Balances	Increases	Decreases	Ending Balances
<u>Governmental Activities:</u>				
Capital Assets not being Depreciated:				
Land	\$ 213,296	\$ -	\$ -	\$ 213,296
Total Capital Assets not being Depreciated	\$ 213,296	\$ -	\$ -	\$ 213,296
Capital Assets being Depreciated:				
Buildings and Improvements	\$ 6,067,734	\$ -	\$ -	\$ 6,067,734
Equipment	271,481	-	-	271,481
Vehicles	687,422	-	-	687,422
Total Capital Assets being Depreciated	\$ 7,026,637	\$ -	\$ -	\$ 7,026,637
Less Accumulated Depreciation for :				
Buildings and Improvements	\$ 3,136,587	\$ 177,469	\$ -	\$ 3,314,056
Equipment	211,745	14,901	-	226,646
Vehicles	463,285	30,738	-	494,023
Total Accumulated Depreciation	\$ 3,811,617	\$ 223,108	\$ -	\$ 4,034,725
Total Capital Assets being Depreciated, Net	\$ 3,215,020	\$ (223,108)	\$ -	\$ 2,991,912
Governmental Activities Capital Assets, Net	\$ 3,428,316	\$ (223,108)	\$ -	\$ 3,205,208

Depreciation was charged to governmental activities functions as follows:

Instruction	\$ 103,669
Instructional Resources and Media Services	12,677
Curriculum and Staff Development	110
School Leadership	4,225
Guidance, Counseling and Evaluation Services	793
Health Services	1,584
Student (Pupil) Transportation	27,595
Cocurricular/Extracurricular Activities	36,348
General Administration	11,031
Plant Maintenance and Operations	11,647
Security and Monitoring	13,429
Total	<u>\$ 223,108</u>

CAMPBELL INDEPENDENT SCHOOL DISTRICT
NOTES TO THE FINANCIAL STATEMENTS
YEAR ENDED AUGUST 31, 2017

E. Long Term Obligations

Long-Term Obligation Activity

Long-term obligation activities during the year were as follows:

	Beginning Balances	Increases	Decreases	Ending Balances	Amounts Due Within One Year
<u>Governmental Activities:</u>					
General Obligation Bonds	\$ 101,203	\$ -	\$ 53,005	\$ 48,198	\$ 48,198
Loans Payable	99,851	-	24,136	75,715	24,679
Capital Lease	135,472	-	32,746	102,726	33,483
Total Governmental Activities	\$ 336,526	\$ -	\$ 109,887	\$ 226,639	\$ 106,360

Bonds

The District has issued various series of general obligation bonds to fund facility construction and improvements. Bonds mature at various times with varying rates of interest. The bonds issued require the District to levy an ad valorem tax annually to retire the current maturities.

The following bonded debt issues are outstanding at year end:

Description	Interest Rate	Original Balances	Outstanding Balances
Unlimited Tax Refunding Bonds, Series 2004	2.44% to 5.20%	\$ 690,000	\$ 48,198

Maturity requirements on bonded debt at year end are as follows:

Year Ending August 31	Principal	Interest	Total Requirements
2018	\$ 48,198	\$ 1,897	\$ 50,095

There are a number of limitations and restrictions contained in the general obligation bond indentures. The District appears to be in compliance with all significant limitations and restrictions as of year end.

CAMPBELL INDEPENDENT SCHOOL DISTRICT
NOTES TO THE FINANCIAL STATEMENTS
YEAR ENDED AUGUST 31, 2017

E. Long Term Obligations (Continued)

Loans

The District executed various agreements identified here as loans. The agreement requires annual payments of principal and interest over the five year term. The following schedule lists the outstanding loans at year end:

Description	Interest Rate	Original Balance	Outstanding Balance
Campbell ISD Time Warrants, Series 2015	2.25%	\$ 123,713	\$ 75,715

Maturity requirements on loans at year end are as follows:

Year Ending August 31	Principal	Interest	Total Requirements
2018	\$ 24,679	\$ 1,704	\$ 26,383
2019	25,234	1,148	26,382
2020	25,802	581	26,383
Totals	\$ 75,715	\$ 3,433	\$ 79,148

Capital Leases

The District is obligated under certain leases accounted for as capital leases. The leases recorded here meet the criteria of a capital lease as defined by Statement of Financial Accounting Standards No. 13, "Accounting for Leases," which defines a capital lease generally as one which transfers benefits and risks of ownership to the lessee.

The following schedule lists personal property leased:

Description	Implicit Interest Rate	Date of Agreement	Original Property Value
School Buses - Government Capital	2.25%	6/2/2016	\$ 170,520

The lease terms call for annual payments over the life of the leases which do not extend beyond five years.

CAMPBELL INDEPENDENT SCHOOL DISTRICT
NOTES TO THE FINANCIAL STATEMENTS
YEAR ENDED AUGUST 31, 2017

E. Long Term Obligations (Continued)

Commitments under capitalized lease agreements for facilities and equipment provide for minimum future lease payments as of year end, are as follows:

<u>Year Ending August 31</u>	<u>Total Requirements</u>
2018	\$ 35,794
2019	35,794
2020	<u>35,795</u>
Totals	\$ 107,383
Less Amount Representing Interest	<u>(4,657)</u>
Present Value of Lease Requirements	<u>\$ 102,726</u>

F. Pension Plan

1. *Plan Description*

The District participates in a cost-sharing multiple-employer defined benefit pension that has a special funding situation. The plan is administered by the Teacher Retirement System of Texas (TRS). It is a defined benefit pension plan established and administered in accordance with the Texas Constitution, Article XVI, Section 67 and Texas Government Code, Title 8, Subtitle C. The pension trust fund is a qualified pension trust under Section 401(a) of the Internal Revenue Code. The Texas Legislature establishes benefits and contribution rates within the guidelines of the Texas Constitution. The pension's Board of Trustees does not have the authority to establish or amend benefit terms.

2. *Benefits Provided*

TRS provides service and disability retirement, as well as death and survivor benefits, to eligible employees (and their beneficiaries) of public and higher education in Texas. The pension formula is calculated using 2.3 percent (multiplier) times the average of the five highest annual creditable salaries times years of credited service to arrive at the annual standard annuity except for members who are grandfathered, the three highest annual salaries are used. The normal service retirement is at age 65 with 5 years of credited service or when the sum of the member's age and years of credited service equals 80 or more years. Early retirement is at age 55 with 5 years of service credit or earlier than 55 with 30 years of service credit. There are additional provisions for early retirement if the sum of the member's age and years of service credit total at least 80, but the member is less than age 60 or 62 depending on date of employment, or if the member was grandfathered in under a previous rule. There are no automatic post-employment benefit changes; including automatic COLAs. Ad hoc post-employment benefit changes, including ad hoc COLAs can be granted by the Texas Legislature as noted in the Plan description in (1) above.

CAMPBELL INDEPENDENT SCHOOL DISTRICT
NOTES TO THE FINANCIAL STATEMENTS
YEAR ENDED AUGUST 31, 2017

F. Pension Plan (Continued)

3. *Contributions*

Contribution requirements are established or amended pursuant to Article 16, section 67 of the Texas Constitution which requires the Texas legislature to establish a member contribution rate of not less than 6% of the member's annual compensation and a state contribution rate of not less than 6% and not more than 10% of the aggregate annual compensation paid to members of the system during the fiscal year. Texas Government Code section 821.006 prohibits benefit improvements, if as a result of the particular action, the time required to amortize TRS' unfunded actuarial liabilities would be increased to a period that exceeds 31 years, or, if the amortization period already exceeds 31 years, the period would be increased by such action.

Employees' contribution rates are set in state statute, Texas Government Code 825.402. Senate Bill 1458 of the 83rd Texas Legislature amended Texas Government Code 825.402 for member contributions and established employee contribution rates for fiscal years 2014 thru 2017. The 83rd Texas Legislature, General Appropriations Act (GAA) established the employer contribution rates for fiscal years 2014 and 2015. The 84th Texas Legislature, General Appropriations Act (GAA) established the employer contribution rates for fiscal years 2016 and 2017.

		<u>Contribution Rates</u>	
		<u>2016</u>	<u>2017</u>
Member		7.2%	7.7%
Non-Employer Contributing Entity (State)		6.8%	6.8%
Employers		6.8%	6.8%
2017	Employer Contributions	\$	70,377
2017	Member Contributions	\$	176,118
2016	NECE On-Behalf Contributions	\$	126,511

Contributors to the plan include members, employers and the State of Texas as the only non-employer contributing entity. The State is the employer for senior colleges, medical schools and state agencies including TRS. In each respective role, the State contributes to the plan in accordance with state statutes and the General Appropriations Act (GAA).

As the non-employer contributing entity for public education and junior colleges, the State of Texas contributes to the retirement system an amount equal to the current employer contribution rate times the aggregate annual compensation of all participating members of the pension trust fund during that fiscal year reduced by the amounts described below which are paid by the employers. Employers are required to pay the employer contribution rate in the following instances:

On the portion of the member's salary that exceeds the statutory minimum for members entitled to the statutory minimum under Section 21.402 of the Texas Education Code.

During a new member's first 90 days of employment.

When any part or all of an employee's salary is paid by federal funding sources, a privately sponsored source, from non-educational and general, or local funds.

CAMPBELL INDEPENDENT SCHOOL DISTRICT
NOTES TO THE FINANCIAL STATEMENTS
YEAR ENDED AUGUST 31, 2017

F. Pension Plan (Continued)

In addition to the employer contributions listed above, there are two additional surcharges an employer is subject to:

When employing a retiree of the Teacher Retirement System the employer shall pay both the member contribution and the state contribution as an employment after retirement surcharge.

When a school district or charter school does not contribute to the Federal Old-Age, Survivors and Disability Insurance (OASDI) Program for certain employees, they must contribute 1.5% of the state contribution rate for certain instructional or administrative employees; and 100% of the state contribution rate for all other employees.

4. *Pension Liabilities, Pension Expense, and Deferred Outflows of Resources and Deferred Inflows of Resources Related to Pensions*

At August 31, 2017, the District reported a liability of \$ 748,681 for its proportionate share of the TRS's net pension liability. This liability reflects a reduction for State pension support provided to the District. The amount recognized by the District as its proportionate share of the net pension liability, the related State support, and the total portion of the net pension liability that was associated with the District were as follows:

District's proportionate share of the collective net pension liability	\$ 748,681
State's proportionate share that is associated with the District	<u>1,501,672</u>
Total	<u>\$ 2,250,353</u>

The net pension liability was measured as of August 31, 2016 and the total pension liability used to calculate the net pension liability was determined by an actuarial valuation as of that date. The employer's proportion of the net pension liability was based on the employer's contribution to the pension plan relative to the contributions of all employers to the plan for the period September 1, 2015 thru August 31, 2016.

At August 31, 2016 the employer's proportion of the collective net pension liability was 0.0019812% which was an increase of 0.0000475% from its proportion measured as of August 31, 2015.

Changes Since the Prior Actuarial Valuation

There were no changes to the actuarial assumptions or other inputs that affected measurement of the total pension liability since the prior measurement period. There were no changes of benefit terms that affected measurement of the total pension liability during the measurement period.

For the year ended August 31, 2017, the District recognized pension expense of \$ 155,838 and revenue of \$ 155,838 for support provided by the State.

CAMPBELL INDEPENDENT SCHOOL DISTRICT
NOTES TO THE FINANCIAL STATEMENTS
YEAR ENDED AUGUST 31, 2017

F. Pension Plan (Continued)

At August 31, 2017 the District reported its proportionate share of the TRS's deferred outflows of resources and deferred inflows of resources related to pensions from the following sources:

	<u>Deferred Outflows of Resources</u>	<u>Deferred Inflows of Resources</u>
Differences between expected and actual experience	\$ 11,739	\$ 22,355
Changes of actuarial assumptions	22,818	20,752
Difference between projected and actual investment earnings	63,397	-
Changes in proportion and difference between the employer's contributions and the proportionate share of contributions	<u>185,942</u>	<u>54</u>
Total as of August 31, 2016 measurement date	\$ 283,896	\$ 43,161
Contributions paid to TRS subsequent to the measurement date	<u>70,377</u>	<u>-</u>
Total at fiscal year end	<u>\$ 354,273</u>	<u>\$ 43,161</u>

The net amounts of the employer's balances of deferred outflows and inflows of resources related to pensions will be recognized in pension expense as follows:

<u>Fiscal Year Ending</u>	
<u>August 31</u>	<u>Amount</u>
2018	\$ 42,500
2019	42,500
2020	82,937
2021	39,394
2022	26,936
Thereafter	6,468

5. *Actuarial Assumptions*

The total pension liability in the August 31, 2016 actuarial valuation was determined using the following actuarial assumptions:

Valuation Date	August 31, 2016
Actuarial Cost Method	Individual Entry Age Normal
Asset Valuation Method	Market Value
Single Discount Rate	8.00%
Long-term Expected Investment Rate of Return	8.00%
Inflation	2.50%
Salary Increases Including Inflation	3.50% to 9.50%
Payroll Growth Rate	2.50%
Benefit Changes During the Year	None
Ad hoc Post-Employment Benefit Changes	None

The actuarial methods and assumptions are based primarily on a study of actual experience for the four year period ended August 31, 2014 and adopted on September 24, 2015.

CAMPBELL INDEPENDENT SCHOOL DISTRICT
NOTES TO THE FINANCIAL STATEMENTS
YEAR ENDED AUGUST 31, 2017

F. Pension Plan (Continued)

6. *Discount Rate*

The discount rate used to measure the total pension liability was 8.0%. There was no change in the discount rate since the previous year. The projection of cash flows used to determine the discount rate assumed that contributions from plan members and those of the contributing employers and the non-employer contributing entity are made at the statutorily required rates. Based on those assumptions, the pension plan's fiduciary net position was projected to be available to make all future benefit payments of current plan members. Therefore, the long-term expected rate of return on pension plan investments was applied to all periods of projected benefit payments to determine the total pension liability. The long-term rate of return on pension plan investments is 8%. The long-term expected rate of return on pension plan investments was determined using a building block method in which best-estimates ranges future real rates of return (expected returns, net pension plan investment expense and inflation) are developed for each major asset class. These ranges are combined to produce the long-term expected rate of return by weighting the expected future real rates of return by the target asset allocation percentage and by adding expected inflation. Best estimates of geometric real rates of return for each major asset class included in the Systems target asset allocation as of August 31, 2016 are summarized below:

Asset Class	Target Allocation	Long-Term Expected Geometric Real Rate of Return	Expected Contribution to Long-Term Portfolio Returns *
Global Equity			
U.S.	18%	4.6%	1.0%
Non-U.S. Developed	13%	5.1%	0.8%
Emerging Markets	9%	5.9%	0.7%
Directional Hedge Funds	4%	3.2%	0.1%
Private Equity	13%	7.0%	1.1%
Stable Value			
U.S. Treasuries	11%	0.7%	0.1%
Absolute Return	0%	1.8%	0.0%
Stable Value Hedge Funds	4%	3.0%	0.1%
Cash	1%	-0.2%	0.0%
Real Return			
Global Inflation Linked Bonds	3%	0.9%	0.0%
Real Assets	16%	5.1%	1.1%
Energy and Natural Resources	3%	6.6%	0.2%
Commodities	0%	1.2%	0.0%
Risk Parity			
Risk Parity	5%	6.7%	0.3%
Inflation Expectation			2.2%
Alpha			1.0%
Total	100%		8.7%

* The expected contribution to returns incorporates the volatility drag resulting from the conversion between arithmetic and geometric mean returns.

CAMPBELL INDEPENDENT SCHOOL DISTRICT
NOTES TO THE FINANCIAL STATEMENTS
YEAR ENDED AUGUST 31, 2017

F. Pension Plan (Continued)

7. *Discount Rate Sensitivity Analysis*

The following presents the District's share of the net pension liability of the plan using the discount rate of 8%, as well as what the District's share of the net pension liability would be if it were calculated using a discount rate that is 1 – percentage point lower (7%) or 1 – percentage point higher (9%) than the current rate:

	1% Decrease in Discount Rate	Discount Rate	1% Increase in Discount Rate
District's proportionate share of the net pension liability	\$ 1,158,706	\$ 748,681	\$ 400,897

8. *Pension Plan Fiduciary Net Position*

Detailed information about the Teacher Retirement System's fiduciary net position is available in a separately-issued Comprehensive Annual Financial Report that includes financial statements and required supplementary information. That report may be obtained on the Internet at <http://www.trs.state.tx.us/about/documents/cafr.pdf#CAFR>; by writing to TRS at 1000 Red River Street, Austin, TX 78701-2698; or by calling (512) 542-6592. The information provided in the Notes to the Financial Statements in the 2016 Comprehensive Annual Financial Report for TRS provides the following information regarding the Pension Plan fiduciary net position as of August 31, 2016 and 2015.

<u>Net Pension Liability</u>	<u>August 31, 2016</u>	<u>August 31, 2015</u>
Total Pension Liability	\$ 171,797,150,487	\$ 163,887,375,172
Less: Plan Fiduciary Net Position	(134,008,637,473)	(128,538,706,212)
Net Pension Liability	<u>\$ 37,788,513,014</u>	<u>\$ 35,348,668,960</u>
Net Position as percentage of Total Pension Liability	78.00%	78.43%

G. School District Retiree Health Plan

1. Plan Description

The District contributes to the Texas Public School Retired Employees Group Insurance Program (TRS-Care), a cost-sharing multiple-employer defined benefit post-employment health care plan administered by the Teacher Retirement System of Texas. TRS-Care Retired Plan provides health care coverage for certain persons (and their dependents) who retired under the Teacher Retirement System of Texas. The statutory authority for the program is Texas Insurance Code, Chapter 1575. Section 1575.052 grants the TRS Board of Trustees the authority to establish and amend basic and optional group insurance coverage for participants. The TRS issues a publicly available financial report that includes financial statements and required supplementary information for TRS-Care. That report may be obtained by writing the Teacher Retirement System of Texas, 1000 Red River Street, Austin, TX 78701-2698 or by calling (800) 223-8778 or by downloading the report from the TRS internet website, www.trs.texas.gov, under the TRS publication heading.

CAMPBELL INDEPENDENT SCHOOL DISTRICT
NOTES TO THE FINANCIAL STATEMENTS
YEAR ENDED AUGUST 31, 2017

G. School District Retiree Health Plan (Continued)

2. Funding Policy

Contribution requirements are not actuarially determined but are legally established each biennium by the Texas Legislature. Texas Insurance Code, Sections 1575.202, 203 and 204 establish state, active employee, and public school contributions, respectively. The State of Texas and active public school employees contributed amounts to the plan during the year.. Per Texas Insurance Code, Chapters 1575, the public school contribution may not be less than 0.25% or greater than 0.75% of the salary of each active employee of the public school. Funding for optional coverage is provided by those participants selecting the optional coverage. Contribution rates are shown in the table below for fiscal years 2017-2015.

Contribution Rates			
Year	Active Member	State	District
2017	0.65%	1.00%	0.55%
2016	0.65%	1.00%	0.55%
2015	0.65%	1.00%	0.55%

3. On Behalf Payments

In accordance with GASB Statement 24, "Accounting and Financial Reporting for Certain Grants and Other Financial Assistance," on-behalf payments (payments made by the State) of \$ 19,273 are reflected in the basic financial statements for Retiree Health Plan contributions. Additionally, the District benefited from payments made by the State totaling \$ 10,717 for subsidies for Medicare Part D and participation in the Early Retirement and Reinsurance Program.

H. Risk Management

Health Care

During the year ended, employees of the Campbell Independent School District were covered by a health insurance plan (the Plan). The District paid premiums of at least \$ 300 per month per employee and employees, at their opinion, authorized payroll withholdings to provide dependents' coverage under the Plan. All premiums were paid to Teacher Retirement System of Texas (Aetna). The Plan was authorized by Article 3.51-2, Texas Insurance Code and was documented by contractual agreement.

The contract between the Campbell Independent School District and Teacher Retirement System of Texas (Aetna) is renewable September 1 of each year and terms of coverage and premium costs are included in the contractual provisions.

Latest financial statements for Aetna are available for the year ended December 31, 2016 and have been filed with the Texas State Board of Insurance, Austin, Texas, and are public records.

Workers' Compensation

The District participates in the East Texas Educational Insurance Association Workers' Compensation Self-Insurance Joint Fund. The District is partially self-funded to a loss fund maximum of \$ 28,941 for the 16-17 fiscal year. Additionally, the District incurred fixed costs of \$ 7,689 for their share of claims administration, loss control, record keeping and cost of excess insurance.

CAMPBELL INDEPENDENT SCHOOL DISTRICT
NOTES TO THE FINANCIAL STATEMENTS
YEAR ENDED AUGUST 31, 2017

H. Risk Management (Continued)

Claims administration is provided by Claims Administrative Services, Inc. Reinsurance is provided for aggregate claim losses exceeding \$ 225,000. The fixed cost charge is based on total payroll paid by the District. Increases or decreases in the fixed costs will adjust subsequent year charges. Any additional charge has been recorded as a fund liability.

The accrued liability for workers' compensation self-insurance of \$ 24,555 includes \$ 14,078 of incurred but not reported claims. This liability is based on the requirements of GASB Statement No. 10, "Accounting and Financial Reporting for Risk Financing and Related Insurance Issues," which requires a liability for claims be reported if information indicates that it is probable that a liability has been incurred and the amount of loss can be reasonably estimated. The liability recorded is an undiscounted actuarial calculation.

Changes in the workers' compensation claims liability amounts for the periods of 2017 and 2016 are represented below:

	<u>2017</u>	<u>2016</u>
Beginning Claims Liability	\$ 29,804	\$ 32,910
Claims Incurred (Reduced)	(1,344)	8,856
Claims Paid	<u>(3,905)</u>	<u>(11,962)</u>
Ending Claims Liability	<u>\$ 24,555</u>	<u>\$ 29,804</u>

Unemployment Compensation Pool

During the year ended, the District provided unemployment compensation coverage to its employees through participation in the TASB Risk Management Fund (the Fund). The Fund was created and is operated under the provisions of the Interlocal Cooperation Act, Chapter 791 of the Texas Local Government Code. The Fund's Unemployment Compensation Program is authorized by Section 22.005 of the Texas Education Code and Chapter 172 of the Texas Local Government Code. All members participating in the Fund execute interlocal agreements that define the responsibilities of the parties.

The Fund meets its quarterly obligation to the Texas Workforce Commission. Expenses are accrued each month until the quarterly payment has been made. Expenses can be reasonably estimated; therefore, there is no need for specific or aggregate stop loss coverage for Unemployment Compensation pool members.

The Fund engages the services of an independent auditor to conduct a financial audit after the close of each plan year on August 31. The audit is accepted by the Fund's Board of Trustees in February of the following year. The Fund's audited financial statements as of August 31, 2016, are available at the TASB offices and have been filed with the Texas Department of Insurance in Austin.

Other Risk Management

The District is exposed to various risks of loss related to torts; theft of, damage to and destruction of assets; errors and omissions; injuries to employees; and natural disasters. During fiscal year 2017, the District purchased commercial insurance to cover these liabilities. There were no significant reductions in coverage in the past fiscal year, and there were no settlements exceeding insurance coverage for each of the past three fiscal years.

I. Litigation

The District does not appear to be involved in any litigation as of year end.

CAMPBELL INDEPENDENT SCHOOL DISTRICT
NOTES TO THE FINANCIAL STATEMENTS
YEAR ENDED AUGUST 31, 2017

J. Commitments and Contingencies

The District participates in numerous state and federal grant programs which are governed by various rules and regulations of the grantor agencies. Costs charged to the respective grant programs are subject to audit and adjustment by the grantor agencies; therefore, to the extent that the District has not complied with the rules and regulations governing the grants, if any, refunds of any money received may be required and the collectability of any related receivable at year end, may be impaired. In the opinion of the District, there are no significant contingent liabilities relating to compliance with the rules and regulations governing the respective grants; therefore, no provision has been recorded in the accompanying combined financial statements for such contingencies.

K. Interfund Balances and Activities

Interfund Receivables and Payables

The composition of interfund balances as of year end, is as follows:

<u>Receivable Fund</u>	<u>Payable Fund</u>	<u>Amount</u>
Debt Service Fund	General Fund	\$ 30,790

L. Joint Ventures

The District participates in cooperative programs with other local districts. The District does not account for revenue or expenditures of these programs and does not disclose them in these financial statements.

<u>Shared Service Agreement</u>	<u>Fiscal Agent</u>	<u>Service</u>
Tri-County Cooperative	Commerce Independent School District	Special Education
Hunt County Cooperative	Lone Oak Independent School District	Administrative and Support Services
Region X Block Grant	Education Services Center, Region X	Various Federal Programs
Regional Day School for the Deaf	Greenville Independent School District	Deaf Education

CAMPBELL INDEPENDENT SCHOOL DISTRICT
NOTES TO THE FINANCIAL STATEMENTS
YEAR ENDED AUGUST 31, 2017

M. Revenue from Local and Intermediate Sources

During the year, the District received revenue from local and intermediate sources consisting of the following:

	General	Other Governmental	Total
Property Tax Collections	\$ 895,333	\$ 2,745	\$ 898,078
Investment Income	19,114	1,683	20,797
Food Service Income	-	45,215	45,215
Cocurricular/Extracurricular Activities	9,814	33,352	43,166
Other	12,050	-	12,050
Totals	<u>\$ 936,311</u>	<u>\$ 82,995</u>	<u>\$ 1,019,306</u>

N. Receivables

Receivables at year end, for the District's individual major funds and aggregate nonmajor funds, including any applicable allowances for uncollectible accounts, are as follows:

	General	Other Governmental	Totals
Due from Other Governments	\$ 302,222	\$ 19,791	\$ 322,013
Property Taxes Receivable	140,616	5,023	145,639
Less: Allowance for Uncollectible			
Property Taxes	(14,062)	(502)	(14,564)
Other Receivables	-	183	183
Net Receivables	<u>\$ 428,776</u>	<u>\$ 24,495</u>	<u>\$ 453,271</u>

O. Subsequent Events

The District's management has evaluated subsequent events through January 9, 2018, the date which the financial statements were available for use.

CAMPBELL INDEPENDENT SCHOOL DISTRICT
NOTES TO THE FINANCIAL STATEMENTS
YEAR ENDED AUGUST 31, 2017

P. State Aid Reconciliation

The State provides various types of funding for local school districts as provided for in state statute. The following reconciliation presents funding earned by the District in each category presented. Because of the State's delay in reconciling the funding to local districts, the summary below represents an estimate of earnings. The settleup with the State will occur some 9 to 10 months following the fiscal year end.

Funding is earned for: 1) Available – annual allotment based on prior year enrollment; 2) Foundation – annual allotment based on student attendance, property tax collections and valuations, and special student population; 3) Instructional Facilities Allotment – based on property wealth; and 4) Existing Debt Allotment – based on eligible debt, student attendance and property wealth. Various other sources are received but not reconciled here as these are the major sources of funding.

	Available	Foundation	IFA	EDA
CY Summary of Finances (SOF)	\$ 128,031	\$ 2,321,097	Not	\$ 17,305
Prior Year Settle Ups	-	4,483	Eligible	337
August Instructional Days Change	(2,476)	25,642		-
Financial Statement Earnings	<u>\$ 125,555</u>	<u>\$ 2,351,222</u>	<u>\$ -</u>	<u>\$ 17,642</u>
Financial Statement Amounts				
SOF Receivable (Overpayment) *	\$ -	\$ 170,689	\$ -	\$ 998
August Instructional Days Receivable	3,477	128,056	-	-

* Overpayments are represented in the financial statements as Unearned Revenue (government-wide and governmental).

Q. Change in Accounting Principles

In fiscal year 2017, the District adopted the following new statements of financial accounting standards issued by the Governmental Accounting Standards Board (GASB):

- *Statement 79, Certain External Investment Pools on Pool Participants*

The Statement addresses accounting and financial reporting for certain external investment pools and pool participants. If external investment pools account for their investments using amortized cost values, member participants must report their investment in the pools at amortized cost.

- *Statement 80, Blending Requirements for Certain Component Units*

The Statement amends the blending requirements for the financial statement presentation of component units of all state and local governments. The additional criterion requires blending of a component unit incorporated as a not for profit corporation in which the primary government is the sole member.

- *Statement 82, Pension Issues – an amendment of GASB Statements No. 67, No. 68 and No. 72*

The Statement was issued to address certain issues that have been raised with respect to Statements No. 67, No. 68 and No. 72. The Statement addresses issues regarding (1) the presentation of payroll related measures is required supplementary information, (2) the selection of assumption and the treatment of deviation from the guidance in an Actuarial Standard of Practice for financial reporting purposes and (3) the classification of payments made by employers to satisfy employee (plan member) contribution requirements.

REQUIRED SUPPLEMENTARY INFORMATION

CAMPBELL INDEPENDENT SCHOOL DISTRICT
GENERAL FUND
BUDGETARY COMPARISON SCHEDULE
YEAR ENDED AUGUST 31, 2017

Data Control Codes	Budgeted Amounts		Actual	Variance with Final Budget Positive (Negative)	
	Original	Final			
REVENUES					
5700	Local and Intermediate Sources	\$ 918,244	\$ 918,244	\$ 936,311	\$ 18,067
5800	State Program Revenues	2,420,482	2,420,482	2,623,592	203,110
5900	Federal Program Revenues	14,500	14,500	40,580	26,080
5020	Total Revenues	\$ 3,353,226	\$ 3,353,226	\$ 3,600,483	\$ 247,257
EXPENDITURES					
Instruction and Instructional Related Services:					
0011	Instruction	\$ 1,967,837	\$ 2,042,837	\$ 1,813,006	\$ 229,831
0012	Instructional Resources and Media Services	38,810	48,810	37,672	11,138
0013	Curriculum and Staff Development	54,720	74,720	48,506	26,214
	Total Instruction and Instr. Related Services	<u>\$ 2,061,367</u>	<u>\$ 2,166,367</u>	<u>\$ 1,899,184</u>	<u>\$ 267,183</u>
Instructional and School Leadership:					
0021	Instructional Leadership	\$ 29,933	\$ 29,933	\$ 5,943	\$ 23,990
0023	School Leadership	190,732	210,732	188,649	22,083
	Total Instructional and School Leadership	<u>\$ 220,665</u>	<u>\$ 240,665</u>	<u>\$ 194,592</u>	<u>\$ 46,073</u>
Support Services - Student (Pupil):					
0031	Guidance, Counseling and Evaluation Services	\$ 78,646	\$ 98,646	\$ 90,993	\$ 7,653
0033	Health Services	28,446	38,446	16,083	22,363
0034	Student (Pupil) Transportation	75,393	100,393	70,688	29,705
0036	Cocurricular/Extracurricular Activities	109,118	134,118	106,881	27,237
	Total Support Services - Student (Pupil)	<u>\$ 291,603</u>	<u>\$ 371,603</u>	<u>\$ 284,645</u>	<u>\$ 86,958</u>
Administrative Support Services:					
0041	General Administration	\$ 314,384	\$ 334,384	\$ 290,162	\$ 44,222
	Total Administrative Support Services	<u>\$ 314,384</u>	<u>\$ 334,384</u>	<u>\$ 290,162</u>	<u>\$ 44,222</u>
Support Services - Nonstudent Based:					
0051	Plant Maintenance and Operations	\$ 372,286	\$ 397,286	\$ 341,545	\$ 55,741
0052	Security and Monitoring Services	9,700	24,700	9,163	15,537
0053	Data Processing Services	168,412	183,412	149,146	34,266
	Total Support Services - Nonstudent Based	<u>\$ 550,398</u>	<u>\$ 605,398</u>	<u>\$ 499,854</u>	<u>\$ 105,544</u>
Debt Services:					
0071	Principal on Long-Term Debt	\$ 57,500	\$ 62,500	\$ 56,882	\$ 5,618
0072	Interest on Long-Term Debt	5,450	5,450	5,295	155
0073	Debt Issuance Cost and Fees	50	50	-	50
	Total Debt Services	<u>\$ 63,000</u>	<u>\$ 68,000</u>	<u>\$ 62,177</u>	<u>\$ 5,823</u>
Intergovernmental Charges:					
0093	Payments for Shared Service Arrangements	\$ 80,220	\$ 90,220	\$ 44,238	\$ 45,982
0099	Other Intergovernmental Charges	20,000	30,000	16,287	13,713
	Total Intergovernmental Charges	<u>\$ 100,220</u>	<u>\$ 120,220</u>	<u>\$ 60,525</u>	<u>\$ 59,695</u>
6030	Total Expenditures	\$ 3,601,637	\$ 3,906,637	\$ 3,291,139	\$ 615,498
1100	Excess (Deficiency) of Revenues Over Expenditures	<u>\$ (248,411)</u>	<u>\$ (553,411)</u>	<u>\$ 309,344</u>	<u>\$ 862,755</u>
1200	Net Change in Fund Balance	\$ (248,411)	\$ (553,411)	\$ 309,344	\$ 862,755
0100	Fund Balance - Beginning (September 1)	<u>1,793,917</u>	<u>1,793,917</u>	<u>1,793,917</u>	<u>-</u>
3000	Fund Balance - Ending (August 31)	<u>\$ 1,545,506</u>	<u>\$ 1,240,506</u>	<u>\$ 2,103,261</u>	<u>\$ 862,755</u>

CAMPBELL INDEPENDENT SCHOOL DISTRICT
SCHEDULES OF THE DISTRICT'S PROPORTIONATE SHARE OF THE NET PENSION LIABILITY
TEACHER RETIREMENT SYSTEM OF TEXAS
YEAR ENDED AUGUST 31, 2017

	<u>2016</u>	<u>2015</u>	<u>2014</u>
District's proportion of the net pension liability	0.0019812%	0.0019337%	0.0011751%
District's proportionate share of the net pension liability	\$ 748,681	\$ 683,537	\$ 313,886
State's proportionate share of the net pension liability associated with the District	<u>1,501,672</u>	<u>1,383,807</u>	<u>1,261,430</u>
 Total	 <u>\$ 2,250,353</u>	 <u>\$ 2,067,344</u>	 <u>\$ 1,575,316</u>
 District's covered-employee payroll (for Measurement Year)	 \$ 2,211,134	 \$ 2,029,198	 \$ 2,083,680
 District's proportionate share of the net pension liability as a percentage of it's covered-employee payroll	 33.86%	 33.69%	 15.06%
 Plan fiduciary net position as a percentage of the total pension liability	 78.00%	 78.43%	 83.25%

Note: Only three years of data is presented in accordance with GASB 68, paragraph 138. "The information for all periods for the 10-year schedules that are required to be presented as required supplementary information may not be available initially. In these cases, during the transition period, that information should be presented for as many years as are available. The schedules should not include information that is not measured in accordance with the requirements of this Statement."

CAMPBELL INDEPENDENT SCHOOL DISTRICT
 SCHEDULE OF DISTRICT CONTRIBUTIONS
 TEACHER RETIREMENT SYSTEM OF TEXAS
 LAST 10 FISCAL YEARS

	<u>2017</u>	<u>2016</u>	<u>2015</u>
Contractually required contributions	\$ 70,377	\$ 64,698	\$ 57,259
Contributions in relations to the contractual required contributions	<u>(70,377)</u>	<u>(64,698)</u>	<u>(57,259)</u>
Contribution deficiency (excess)	<u>\$ -</u>	<u>\$ -</u>	<u>\$ -</u>
District's covered employee payroll	\$ 2,287,253	\$ 2,211,134	\$ 2,029,198
Contributions as a percentage of covered employee payroll	3.08%	2.93%	2.82%

Note: Only three years of date is presented in accordance with GASB 68, paragraph 138. "The information for all periods for the 10-year schedules that are required to be presented as required supplementary information may not be available initially. In these cases, during the transition period, that information should be presented for as many years as are available. The schedules should not include information that is not measured in accordance with the requirements of this Statement."

CAMPBELL INDEPENDENT SCHOOL DISTRICT
NOTES TO REQUIRED SUPPLEMENTARY INFORMATION
YEAR ENDED AUGUST 31, 2017

A. Budget

The official budget was prepared for adoption for all Government Fund Types. The budget was prepared in accordance with accounting practices generally accepted in the United States of America. The following procedures are followed in establishing the budgetary data reflected in the basic financial statements:

1. Prior to August 20 of the preceding fiscal year, the District prepares a budget for the next succeeding fiscal year beginning September 1. The operating budget includes proposed expenditures and the means of financing them.
2. A meeting of the Board is then called for the purpose of adopting the proposed budget after ten days' public notice of the meeting has been given.
3. Prior to September 1, the budget is legally enacted through passage of a resolution by the Board.

Once a budget is approved, it can be amended at function and fund level only by approval of a majority of the members of the Board. Amendments are presented to the Board at its regular meetings.

Each amendment must have Board approval. Such amendments are made before the fact, are reflected in the official minutes of the Board and are not made after fiscal year end as required by law.

Each amendment is controlled by the budget coordinator at the revenue and expenditure function/object level. Budgeted amounts are as amended by the Board. All budget appropriations lapse at year end.

Encumbrances for goods or purchased services are documented by purchase orders or contracts. Under Texas law, appropriations lapse at August 31, and encumbrances outstanding at the time are to be either cancelled or appropriately provided for in the subsequent year's budget. There were no end-of-year outstanding encumbrances that were provided for in the subsequent year's budget.

B. Defined Benefit Pension Plan

1. Changes of Assumptions

No changes in assumptions were made that affected the measurement of the total pension liability during the measurement period.

2. Changes of Benefit Terms

There were no changes of benefit terms that affected measurement of the total pension liability during the measurement period.

OTHER SUPPLEMENTARY INFORMATION

CAMPBELL INDEPENDENT SCHOOL DISTRICT
SCHEDULE OF DELINQUENT TAXES RECEIVABLE
YEAR ENDED AUGUST 31, 2017

Tax Roll Year	Last Ten Years Ended August 31	1 Tax Rates		3 Assessed/Appraised Value For School Tax Purposes	10 Beginning Balance 9/1/2016	20 Current Year's Total Levy	30 Maintenance Tax Collections	30a Debt Service Tax Collections	40 Entire Year's Adjustments	50 Ending Balance 8/31/2017
		Maintenance	2 Debt Service							
XXXX	2008 and Prior Years	Various	Various	Various	\$ 13,497	\$ -	\$ (382)	\$ (23)	\$ (66)	\$ 13,836
2008	2009	1.040050	0.052650	69,997,301	7,012	-	-	-	(743)	6,269
2009	2010	1.040050	0.056600	72,717,508	6,966	-	(156)	(8)	(568)	6,562
2010	2011	1.040000	0.045790	73,947,243	5,333	-	(94)	(4)	(355)	5,076
2011	2012	1.040000	0.044170	76,413,532	11,442	-	2,955	126	(503)	7,858
2012	2013	1.040000	0.050300	80,492,919	16,615	-	3,185	154	(511)	12,765
2013	2014	1.040000	0.046800	80,456,436	18,469	-	3,534	159	(59)	14,717
2014	2015	1.040000	0.060900	80,912,723	23,226	-	7,567	443	(30)	15,186
2015	2016	1.040000	0.050000	78,838,349	38,848	-	16,698	803	(1,036)	20,311
2016	2017	1.040000	0.000000	85,394,038	-	888,098	836,462	-	(8,577)	43,059
1000	TOTALS				\$ 141,408	\$ 888,098	\$ 869,769	\$ 1,650	\$ (12,448)	\$ 145,639

CAMPBELL INDEPENDENT SCHOOL DISTRICT
SCHOOL BREAKFAST AND NATIONAL LUNCH PROGRAM
BUDGETARY COMPARISON SCHEDULE
YEAR ENDED AUGUST 31, 2017

Data Control Codes	Budgeted Amounts		Actual	Variance with Final Budget Positive (Negative)	
	Original	Final			
REVENUES					
5700	Local and Intermediate Sources	\$ 60,300	\$ 60,300	\$ 45,447	\$ (14,853)
5800	State Program Revenues	1,200	1,200	5,560	4,360
5900	Federal Program Revenues	149,000	149,000	166,825	17,825
5020	Total Revenues	\$ 210,500	\$ 210,500	\$ 217,832	\$ 7,332
EXPENDITURES					
Current:					
0035	Food Services	\$ 210,500	\$ 227,500	\$ 218,218	\$ 9,282
	Total Support Services - Student (Pupil)	\$ 210,500	\$ 227,500	\$ 218,218	\$ 9,282
6030	Total Expenditures	\$ 210,500	\$ 227,500	\$ 218,218	\$ 9,282
1100	Excess (Deficiency) of Revenues Over Expenditures	\$ -	\$ (17,000)	\$ (386)	\$ 16,614
1200	Net Change in Fund Balance	\$ -	\$ (17,000)	\$ (386)	\$ 16,614
0100	Fund Balance - Beginning (September 1)	17,632	17,632	17,632	-
3000	Fund Balance - Ending (August 31)	\$ 17,632	\$ 632	\$ 17,246	\$ 16,614

CAMPBELL INDEPENDENT SCHOOL DISTRICT
DEBT SERVICE FUND
BUDGETARY COMPARISON SCHEDULE
YEAR ENDED AUGUST 31, 2017

Data Control Codes	Budgeted Amounts		Actual	Variance with Final Budget Positive (Negative)	
	Original	Final			
REVENUES					
5700	Local and Intermediate Sources	\$ -	\$ -	\$ 3,317	\$ 3,317
5800	State Program Revenues	-	-	17,642	17,642
5020	Total Revenues	\$ -	\$ -	\$ 20,959	\$ 20,959
EXPENDITURES					
Debt Service:					
0071	Principal on Long-term Debt	\$ 53,005	\$ 53,005	\$ 53,005	\$ -
0072	Interest on Long-term Debt	4,570	4,571	4,570	1
0073	Debt Issuance Costs and Fees	1,500	1,499	300	1,199
	Total Debt Service	\$ 59,075	\$ 59,075	\$ 57,875	\$ 1,200
6030	Total Expenditures	\$ 59,075	\$ 59,075	\$ 57,875	\$ 1,200
1100	Excess (Deficiency) of Revenues Over Expenditures	\$ (59,075)	\$ (59,075)	\$ (36,916)	\$ 22,159
1200	Net Change in Fund Balance	\$ (59,075)	\$ (59,075)	\$ (36,916)	\$ 22,159
0100	Fund Balance - Beginning (September 1)	153,818	153,818	153,818	-
3000	Fund Balance - Ending (August 31)	\$ 94,743	\$ 94,743	\$ 116,902	\$ 22,159

CAMPBELL INDEPENDENT SCHOOL DISTRICT
 SCHEDULE OF REQUIRED RESPONSES TO SELECTED SCHOOL FIRST INDICATORS
 AS OF AUGUST 31, 2017

<u>Data Control Codes</u>		<u>Response</u>
SF2	Were there any disclosures in the Annual Financial Report and/or other sources of information concerning nonpayment of any terms of any debt agreement at fiscal year end?	No
SF4	Was there an unmodified opinion in the annual Financial Report on the financial statements as a whole?	Yes
SF5	Did the Annual Financial Report disclose any instances of material weaknesses in internal controls over financial reporting and compliance for local, state, or federal funds?	No
SF6	Was there any disclosure in the Annual Financial Report of material noncompliance for grants, contracts, and laws related to local, state or federal funds?	No
SF7	Did the school district make timely payments to the Teachers Retirement System (TRS), Texas Workforce Commission (TWC), Internal Revenue Service (IRS), and other government agencies?	Yes
SF8	Did the school district not receive an adjusted repayment schedule for more than one fiscal year for an over allocation of Foundation School Program (FSP) funds as a result of a financial hardship?	Yes
SF10	Total accumulated accretion on CABs included in government-wide financial statements at fiscal year-end.	\$ -0-
SF11	Net Pension Assets (1920) at fiscal year-end.	\$ -0-
SF12	Net Pension Liabilities (2540) at fiscal year-end.	\$ 748,681
SF13	Pension Expense (6147) at fiscal year-end.	\$ -0-